

# NOTICE OF MEETING OF THE CARTER LAKE CITY COUNCIL

City Council agendas are available at [www.cityofcarterlake.com](http://www.cityofcarterlake.com)

You are hereby notified that there is a meeting of the City Council, Carter Lake, Iowa, will be held on **Monday, April 21, 2025, at 7:00 p.m.,**

**in the City Hall Council Chambers, 950 East Locust Street, Carter Lake, Iowa,**

for the purpose of taking official action on the agenda items shown hereinafter and for such other business that may properly come before the Council. This is a formal meeting during which the Council may take official action on various items of business. If you wish to speak on an item, please follow the seven participation guidelines adopted by the Council for speakers:

1. Anyone may address the Council on any agenda item.
  2. Speakers should approach the microphone one at a time and be recognized by the mayor.
  3. Speakers should give their name, spell their name, give their address, and then their statement.
  4. Everyone should have an opportunity to speak. Therefore, please limit your remarks to three minutes on any one item.
  5. At the beginning of the discussion on any item, the mayor may request statements in favor of an action to be heard first, followed by statements in opposition to the action.
  6. Any concerns or questions you may have which do not relate directly to a scheduled item on the agenda will also be heard under "Citizen Concerns".
  7. For the benefit of all in attendance, please turn off all cell phones and other communication devices while in the City Council Chambers.
- 
- 

1. Public Hearing for 2025-2026 Budget
2. Pledge of allegiance
3. Roll call
4. Approval of the agenda
  - a. additions or deletions
5. **CONSENT AGENDA**
  - a. Department head reports
    - i. Library, Community Center, Maintenance/Parks, Police, Fire/EMS
  - b. City council minutes – MARCH
  - c. Planning board minutes – APRIL
  - d. Overtime and comp time reports – MARCH
  - e. Abstract of claims – MARCH
  - f. Receipts – MARCH
  - g. Financial reports – MARCH
  - h. Salvage Yard Permits
    - i. City Super Shop

**---END OF CONSENT AGENDA---**

## **NEW BUSINESS**

6. Communications from:
  - a. Elizabeth Hunter with Snyder & Associates
    - i. Update on plans for water and sewer improvements
  - b. The Landings Reserve - proposed text amendment and conditional use permit
  - c. Department Supervisors
  - d. Mayor Ronald Cumberledge
  - e. David Levy
    - i. Real Estate matters
7. ORDINANCES AND RESOLUTIONS:
  - a. Consider third reading of the ordinance to adopt city administrator ordinance
  - b. Consider job description for city administrator
  - c. Consider agreement with Hinson Consulting, LLC
  - d. Resolution for appointment of city attorney
  - e. Consider approving pay application #2 for Trail Project
  - f. Consider bid proposals for the garbage contract
  - g. Set wages for Matt Cole
  - h. Set wages for Robert McCloud
  - i. Set wages for Nathan Bentzinger
  - j. Consider amendment to the demolition permit ordinance
  - k. Consider an ordinance to assess the cost for water shut-off valve replacements
  - l. Consider ordinance to assess monthly fee to property owners who refuse to cooperate with PeopleService request to replace water meters
8. CITIZEN CONCERNS (3 minutes per resident)
  - a. Fred Vogt – several questions
9. COUNCIL CONCERNS (3 minutes per member)
10. Closed session to discuss real estate matters
11. Take action after closed session regarding real estate matters
12. ADJOURNMENT

### **ADA AND INCLUSIVE LANGUAGE NOTICE**

The City of Carter Lake does not discriminate based on disability in admission to, access to, or operations of its programs, services, or activities. Individuals who need auxiliary aid for effective communication in programs and services of the City of Carter Lake are invited to make their needs and preferences known to the ADA Compliance Officer, City Hall, 950 East Locust Street, (712) 347-6320. This notice is provided as required by Title II of the Americans with Disabilities Act of 1990. The City of Carter Lake promotes equity and inclusion of protected classes including sex, ethnicity, color, familial status, gender identity, age, marital status, national origin, geographic background, race, creed, religious and spiritual beliefs, sexual orientation, socioeconomic status, mental and physical disability, or veteran status in admission to, access to, or operations of its programs, services, or activities. This notice applies to all departments, employees, commissions, boards, and volunteers that work with the City of Carter Lake.

**NOTICE OF PUBLIC HEARING -- PROPOSED BUDGET**  
**Fiscal Year July 1, 2025 - June 30, 2026**

City of: **CARTER LAKE**

The City Council will conduct a public hearing on the proposed Budget at: **CARTER LAKE CITY HALL, 950 E. Locust St, Carter Lake, IA 51503 Meeting Date: 4/21/2025 Meeting Time: 07:00 PM**

At the public hearing any resident or taxpayer may present objections to, or arguments in favor of, any part of the proposed budget. This notice represents a summary of the supporting detail of revenues and expenditures on file with the City Clerk and County Auditor.

City budgets are subject to protest. If protest petition requirements are met, the State Appeal Board will hold a local hearing. For more information, consult <https://dom.iowa.gov/local-budget-appeals>.

<b>The Budget Estimate Summary of proposed receipts and expenditures is shown below. Copies of the the detailed proposed Budget may be obtained or viewed at the offices of the Mayor, City Clerk, and at the Library.</b>				
The estimated Total tax levy rate per \$1000 valuation on regular property				9.69636
The estimated tax levy rate per \$1000 valuation on Agricultural property is				0
<b>At the public hearing, any resident or taxpayer may present objections to, or arguments in favor of, any part of the proposed budget.</b>				
Phone Number (712) 347-6320		City Clerk/Finance Officer's NAME Jackie Carl		
		<b>Budget FY 2026</b>	<b>Re-estimated FY 2025</b>	<b>Actual FY 2024</b>
<b>Revenues &amp; Other Financing Sources</b>				
Taxes Levied on Property	1	1,895,954	2,002,224	1,904,047
Less: Uncollected Property Taxes-Levy Year	2	0	0	0
<b>Net Current Property Taxes</b>	<b>3</b>	<b>1,895,954</b>	<b>2,002,224</b>	<b>1,904,047</b>
Delinquent Property Taxes	4	0	0	0
TIF Revenues	5	200,000	150,000	0
Other City Taxes	6	1,314,166	1,315,002	1,423,994
Licenses & Permits	7	85,500	86,300	71,253
Use of Money and Property	8	313,500	313,500	339,795
Intergovernmental	9	1,306,374	1,699,706	978,698
Charges for Fees & Service	10	1,857,150	1,861,250	1,829,682
Special Assessments	11	0	0	0
Miscellaneous	12	57,700	56,100	1,072,116
Other Financing Sources	13	0	0	1,863,550
Transfers In	14	2,359,575	2,190,468	676,088
<b>Total Revenues and Other Sources</b>	<b>15</b>	<b>9,389,919</b>	<b>9,674,550</b>	<b>10,159,223</b>
<b>Expenditures &amp; Other Financing Uses</b>				
Public Safety	16	2,140,824	2,123,056	2,056,845
Public Works	17	710,155	544,367	615,027
Health and Social Services	18	4,000	4,000	1,300
Culture and Recreation	19	1,337,196	1,383,340	1,408,792
Community and Economic Development	20	547,000	445,000	398,342
General Government	21	877,166	785,706	660,373
Debt Service	22	548,575	541,268	310,365
Capital Projects	23	705,128	1,005,000	89,605
<b>Total Government Activities Expenditures</b>	<b>24</b>	<b>6,870,044</b>	<b>6,831,737</b>	<b>5,540,649</b>
Business Type / Enterprises	25	1,759,205	1,907,932	1,661,714
<b>Total ALL Expenditures</b>	<b>26</b>	<b>8,629,249</b>	<b>8,739,669</b>	<b>7,202,363</b>
Transfers Out	27	2,359,575	2,190,468	676,088
Total ALL Expenditures/Transfers Out	28	10,988,824	10,930,137	7,878,451
<b>Excess Revenues &amp; Other Sources Over (Under) Expenditures/Transfers Out</b>	<b>29</b>	<b>-1,598,905</b>	<b>-1,255,587</b>	<b>2,280,772</b>
Beginning Fund Balance July 1	30	9,595,838	10,851,425	8,570,653
<b>Ending Fund Balance June 30</b>	<b>31</b>	<b>7,996,933</b>	<b>9,595,838</b>	<b>10,851,425</b>



CARTER LAKE CITY COUNCIL MEETING

Monday, March 17, 2025

Mayor Ronald Cumberledge called the regular meeting to order at 7:00 p.m.

Roll call of the council, present: Mayor Ronald Cumberledge, Jacob Hanika, Jackie Wahl, Aaron Grell, Victor Skinner and Jason Gundersen; City Attorney David Levy and Clerk Jackie Carl.

Grell moved to approve the agenda, seconded by Hanika, unanimously approved. Gundersen moved to approve the consent agenda with updates to minutes per Wahl, seconded by Skinner; unanimously approved. Consent agenda includes the following: Department head reports from Parks, Library, Community Center, Senior Services, Maintenance, Police, Fire/EMS; City council minutes from December; Overtime and comp-time reports, abstract of claims, receipts and financial reports for February 2025.

The Developers from "The Landings Reserve" were present to discuss rezoning and request public hearing; there was a discussion to consider a conditional use permit instead of rezoning. Gundersen moved to set a public hearing for April 21 to consider a text amendment and conditional use permit for the property, seconded Grell; homeowners in the area were presented and voiced concerns. Roll Call: Gundersen-Yes, Skinner-yes, Wahl-no Grell-yes, Hanika-no; Gundersen moved to set public hearing for April 21, 2025, seconded by Grell; Skinner-yes Wahl-no Grell-yes, Hanika-yes Gundersen-yes.

Mayor Cumberledge asked for council support to appoint Linda Weatherby to the Library Board, Gundersen moved to approve appointment, seconded by Grell; unanimously approved. N Attorney Levy presented quit claim deeds to clean up come real estate matters along an existing alley near 5<sup>th</sup> and Avenue Q; Gundersen moved to approve the mayor signing the deeds for transfer to adjacent property owners, seconded by Hanika; unanimously approved.

Gundersen explained that there is a list of homeowners whose water shut off in their front yards are not operational. Gundersen moved to send letters to property owners notifying them that they have 90 days to make the repairs; motion died for second, Grell moved to send certified letters that state the city wants a written response within 60 days of the owners' plan to make the repairs and the repairs are to be completed within 60 days of the owner written response to the city. At a later date the council will need to draft a resolution for assessments if the city is required to complete the work. Yes, the letter will go to the property owners. Unanimously approved.

Gundersen would like to see employees using daily logbooks. Allows to look back if there are questions of what was done on a certain day to see what the time sheets, maintenance and building inspection departments. Jason will have a sample for next month.

Skinner moved to hold City Motors salvage yard permit until they come into compliance and to get some stuff cleaned up, clean up

Gundersen moved to approve the third reading to adopt the "Carter Lake Code of Ordinances" seconded by Skinner, unanimously approved. Skinner moved to approve the second reading of the ordinance to adopt the city administrator ordinance, seconded by Wahl; unanimously approved. Grell moved to hold on approving payment to the contractor for the trail project, due to failure to complete per agreement; seconded by Gundersen, unanimously approved. Skinner moved to approve wage resolution for Levi Terril at \$22.14 at the Community Center, seconded by Gundersen; unanimously approved.

Public Comment request: Sara Sechrest introduced the junior high students who are part of the Junior Jackets Robotics Team heading to competition next month. Terry Hite, Matt Seminara, Ranelle Moraski, and Greg Stephans asked the council to consider vacating the platted street of 18<sup>th</sup> to the adjacent neighbors. The request was turned down.

At 7:55 p.m. the Carter Lake City Council adjourned to closed session to discuss real estate matters. Returned to open session at 8:30 p.m. Grell moved to return to open session, seconded by Skinner, unanimously approved. Grell moved to proceed with eminent domain for easement for the Avenue H flood control issue for 2.5 acres along the stormwater pond adjacent to the golf course; unanimously approved. Adjourned at 8:35 p.m.

Jackie Carl, City Clerk

Ronald Cumberledge, Mayor

INVOICE#	VENDOR NAME	INVOICE DESCRIPTION	INVOICE AMT	VENDOR TOTAL	CHECK#	CHECK DATE
	GENERAL LIABILITIES					
PR20250228	COLONIAL INSURANCE CO	COLONIAL INS	197.21	1325657	3/21/25	
PR20250314	COLONIAL INSURANCE CO	COLONIAL INS	202.55	399.76 1325657	3/21/25	
PR20250228	DELTA DENTAL OF IOWA	DENTAL INS	691.93	1325661	3/21/25	
PR20250314	DELTA DENTAL OF IOWA	DENTAL INS	898.00	1,589.93 1325661	3/21/25	
PR20250228	FED/FICA TAXES	FED/FICA TAX	13,381.45	1325617	3/07/25	
PR20250301	FED/FICA TAXES	FED/FICA TAX	625.47	1325614	3/04/25	
PR20250312	FED/FICA TAXES	FED/FICA TAX	228.64	1325620	3/12/25	
PR20250314	FED/FICA TAXES	FED/FICA TAX	12,997.37	27,232.93 1325655	3/21/25	
PR20250228	IPERS	IPERS-PROTECTIV	8,397.42	1325656	3/21/25	
PR20250301	IPERS	IPERS	125.84	1325656	3/21/25	
PR20250312	IPERS	IPERS-PROTECTIV	97.77	1325656	3/21/25	
PR20250314	IPERS	IPERS-PROTECTIV	8,257.28	16,878.31 1325656	3/21/25	
PR20250228	LIBERTY NATIONAL	LIBERTY INS	44.98	1325660	3/21/25	
PR20250314	LIBERTY NATIONAL	LIBERTY INS	47.53	92.51 1325660	3/21/25	
PR20250228	GIS BENEFITS	LIFE INSURANCE	224.79	1325659	3/21/25	
PR20250314	GIS BENEFITS	LIFE INSURANCE	225.13	449.92 1325659	3/21/25	
PR20250228	POTT CO SHERIFF'S OFFICE	GARNISHMENT3	519.71	74776	3/07/25	
PR20250314	POTT CO SHERIFF'S OFFICE	GARNISHMENT3	519.71	1,039.42 74806	3/21/25	
PR20250228	TREASURER, STATE OF IOWA	STATE TAXES	1,490.45	1325658	3/21/25	
PR20250301	TREASURER, STATE OF IOWA	STATE TAXES	140.00	1325658	3/21/25	
PR20250312	TREASURER, STATE OF IOWA	STATE TAXES	50.00	1325658	3/21/25	
PR20250314	TREASURER, STATE OF IOWA	STATE TAX	1,450.85	3,131.30 1325658	3/21/25	
PR20250228	WELLMARK/SISCO	MEDICAL INS	7,004.09	1325662	3/21/25	
PR20250314	WELLMARK/SISCO	MEDICAL INS	7,014.65	14,018.74 1325662	3/21/25	
		050 LIABILITIES TOTAL		64,832.82		
	POLICE					
25-0310-164152	ARROW TOWING INC	FLATBED TOW	203.75	74807	3/24/25	
00464458	BIZCO	5-PORT SWITCH/POLICE	58.50	74809	3/24/25	
03102025	BLACK HILLS ENERGY	UTILITIES	477.12	1325669	3/15/25	
02052025	CITY OF COUNCIL BLUFFS	3 RANGE TRAINING SLOTS	200.00	74787	3/13/25	
02242025	COLE, MATTHEW	MEALS	69.00	74812	3/24/25	
69010652-25	FBI-LEEDA	JOSH DRISCOLL	50.00	74795	3/13/25	
69010664-25	FBI-LEEDA	RYAN CONSOIR	50.00	100.00 74795	3/13/25	
0008960	GOV DIRECT	SOFTWARE LICENSE	5,130.00	74861	3/26/25	
03062025	HUSCROFT, JACOB	ASP EXO CASE/HANDCUFFS	42.80	74820	3/24/25	
03072025	SHAWN M. KANNEDY	TOTES FOR EVIDENCE	19.20	74830	3/24/25	
500915344	KONICA MINOLTA BUSINESS	COPIER-POLICE & ADMIN	37.96	74831	3/24/25	
7584	TIRE SHOP	16" TIRE REPAIR MAINTENANCE	15.00	74864	3/26/25	
47278	MENARDS	STORAGE CONTAINERS/EVIDENCE	21.71	74833	3/24/25	
03112025	OFFICE DEPOT/ACH	OFFICE SUPPLIES	148.20	1325665	3/15/25	
03242025	OPPD	UTILITIES	442.38	1325671	3/15/25	
MARCH2025	T-MOBILE	PHONES/TABLETS/WIFI	168.85	74844	3/24/25	
MARCH2025.3	T-MOBILE	PHONES/TABLETS/WIFI	299.20	468.05 74844	3/18/25	
TACMN0000544	TAC 10, INC	ANNUAL TAC10 MAINT	1,080.00	74845	3/24/25	
03212025	WEX BANK	FUEL	1,887.58	1325674	3/21/25	
080725022500	XPRESWASH/GORILLA WASH	CRUISER WASH	39.30	74804	3/13/25	
		110 POLICE TOTAL		10,440.55		

INVOICE#	VENDOR NAME	INVOICE DESCRIPTION	INVOICE AMT	VENDOR TOTAL	CHECK#	CHECK DATE
823788-T	FIRE BIZCO	NETWORK SERVICES	63.00	74784	3/13/25	
823951-AT	BIZCO	NETWORK SERVICES	329.85	392.85 74793	3/13/25	
03102025	BLACK HILLS ENERGY	UTILITIES		702.06 1325669	3/15/25	
031425	COX BUSINESS SERVICES	TELEPHONE/INTERNET		76.34 1325672	3/15/25	
2-61865	JONES AUTOMOTIVE, INC.	FIRE REPAIR LIGHRS RED,BLUE		394.80 74800	3/13/25	
870220	J P COOKE CO	BADGE FIRE CHIEF		168.20 74828	3/24/25	
28599425	METHODIST HEALTH SYSTEM	PX BRADBURN,MAYAH		150.00 74834	3/24/25	
28598455	METHODIST PHYSICIANS CLIN	BRADBURN,VANDENBUSSCH PHYSICAL		695.00 74835	3/24/25	
03242025	OPPD	UTILITIES		486.87 1325671	3/15/25	
7200182T050	PAPILLION SANITATION	DUMPSTERS	85.27	74840	3/24/25	
7200182T050-CR	PAPILLION SANITATION		17.18-	74840	3/24/25	
7200798T050	PAPILLION SANITATION	DUMPSTERS	93.07	74840	3/24/25	
7200798T050-CR	PAPILLION SANITATION		2.37-	158.79 74840	3/24/25	
03212025	WEX BANK	FUEL		154.93 1325674	3/21/25	
150 FIRE TOTAL				3,379.84		
70361496	AMBULANCE BOUND TREE MEDICAL, LLC		86.99-	74810	3/24/25	
85669191	BOUND TREE MEDICAL, LLC	STETHOSCOPE ID TAG	6.58	74785	3/13/25	
85670614	BOUND TREE MEDICAL, LLC	EMS SUPPLIES	664.09	74785	3/13/25	
85684626	BOUND TREE MEDICAL, LLC	CURAPLEX,RESTRAINT STRAPS	49.56	74810	3/24/25	
85686456	BOUND TREE MEDICAL, LLC	CURAPLEX BACKBOARD STRAP	57.92	691.16 74810	3/24/25	
002871350	IOWA WESTERN COMM COLLEGE	TRAINING-EMS		50.00 74823	3/24/25	
JAN-FEB2025	JENNIE EDMUNDSON HOSPITAL	SUPPLIES/AMBULANCE		66.68 74826	3/24/25	
48149759	LINDE GAS & EQUIPMENT	CYLINDER RENTAL	101.82	74802	3/13/25	
48175623	LINDE GAS & EQUIPMENT	OXYGEN CYLINDERS	99.21	74802	3/13/25	
48483369	LINDE GAS & EQUIPMENT	OXYGEN CANISTER	16.06	217.09 74832	3/24/25	
MARCH2025	T-MOBILE	PHONES/TABLETS/WIFI		33.77 74844	3/24/25	
03212025	WEX BANK	FUEL		54.73 1325674	3/21/25	
160 AMBULANCE TOTAL				1,113.43		
03102025	BUILDING INSPECTOR BLACK HILLS ENERGY	UTILITIES		28.07 1325669	3/15/25	
2502010	JDW MIDWEST	BUILDING INSPECTOR		6,970.37 74799	3/13/25	
03242025	OPPD	UTILITIES		39.03 1325671	3/15/25	
170 BUILDING INSPECTOR TOTAL				7,037.47		
03072025	ANIMAL CONTROL COLLINS, TONYA	ACO WASHER FLUID		5.08 74789	3/13/25	
R25-827187	NEBRASKA HUMANE SOCIETY	CONTRACT-ANIMAL CONTROL		224.00 74837	3/24/25	
MARCH2025	T-MOBILE	PHONES/TABLETS/WIFI		33.77 74844	3/24/25	
03212025	WEX BANK	FUEL		40.29 1325674	3/21/25	
190 ANIMAL CONTROL TOTAL				303.14		
03242025	TRAFFIC OPPD	UTILITIES		148.38 1325671	3/15/25	

INVOICE#	VENDOR NAME	INVOICE DESCRIPTION	INVOICE AMT	VENDOR TOTAL	CHECK#	CHECK DATE
		240 TRAFFIC TOTAL		148.38		
	LIBRARY					
02152025	AMAZON / ACH	PROGRAM SUPPLIES		2,444.51	1325675	3/15/25
02/2025	AMERICAN NATIONAL BANK		114.00-		1325667	3/15/25
02/25	AMERICAN NATIONAL BANK		24.00-		1325667	3/15/25
03252025	AMERICAN NATIONAL BANK	LIBRARY PROGRAMS	876.00		1325667	3/15/25
2/25	AMERICAN NATIONAL BANK	CORRECT MICROSOFT UPDATE	24.00	762.00	1325667	3/15/25
2038869121	BAKER & TAYLOR	IR GOGGLES	49.75		74783	3/13/25
2038954535	BAKER & TAYLOR	BOOKS/LIBRARY	855.00	904.75	74858	3/26/25
10777	IA LIBRARY ASSOCIATION	LIBRARY MEMBERSHIP WORKS		165.00	74821	3/24/25
1/31/25	INGRAM LIBRARY SERVICES	BOOKS/LIBRARY	1,336.42		1325681	3/15/25
2/28/25	INGRAM LIBRARY SERVICES	BOOKS/LIBRARY	427.94	1,764.36	1325682	3/30/25
02222025	SAM'S CLUB	MUSIC BINGO		153.04	1325666	3/15/25
69402908	SCHOLASTIC, INC	BOOKS/LIBRARY		267.00	74842	3/24/25
13329246	THE DURHAM MUSEUM	ADULT GROUP TOUR TRAVEL HX		100.00	74791	3/13/25
1241	WEST DESMOINES PUBLIC LIB	BASIC GUITAR PLAYER AND FRETS		14.95	74792	3/13/25
		410 LIBRARY TOTAL		6,575.61		
	PARKS/RECREATION					
2/25	AMAZON / ACH	CHEER SUPPLIES/PARKS & REC		56.97	1325699	3/30/25
03252025	AMERICAN NATIONAL BANK	ANYTIME TEES/BALL UNIFORMS		248.00	1325667	3/15/25
2/25	TREASURER, STATE OF IOWA	SALES TAX/PARKS		250.94	1325679	3/15/25
3/27/25	MYRE, PATINA	REFUND BALL REGISTRATION		90.95	74853	3/28/25
3/11/25	WADE, BRANDIE	REFUND BALL REGISTRATION		165.85	74854	3/28/25
		430 PARKS/RECREATION TOTAL		812.71		
	SENIOR CENTER					
03102025	BLACK HILLS ENERGY	UTILITIES		234.88	1325669	3/15/25
03242025	OPPD	UTILITIES		235.94	1325671	3/15/25
		499 SENIOR CENTER TOTAL		470.82		
	LEGISLATIVE					
2/25	AMAZON / ACH	SUPPLIES/VOLUNTEER BANQUET		57.94	1325699	3/30/25
03252025	AMERICAN NATIONAL BANK	COLUMN PUBLIC NOTICE		391.12	1325667	3/15/25
2025-008	HINSON CONSULTING, LLC	CITY ADMIN EXAM PROCESS		1,020.00	74819	3/24/25
02222025	SAM'S CLUB	VOLUNTEER BANQUET		107.06	1325666	3/15/25
		610 LEGISLATIVE TOTAL		1,576.12		
	EXECUTIVE					
03102025	BLACK HILLS ENERGY	UTILITIES		28.07	1325669	3/15/25
032025	CUMBERLEDGE, RON	PHONE REIMBURSEMENT		50.00	74794	3/13/25
03242025	OPPD	UTILITIES		39.03	1325671	3/15/25
		611 EXECUTIVE TOTAL		117.10		
	ADMINISTRATIVE					
03252025	AMERICAN NATIONAL BANK	ADOBE ACROBAT PRO		610.31	1325667	3/15/25
03102025	BLACK HILLS ENERGY	UTILITIES		182.43	1325669	3/15/25

INVOICE#	VENDOR NAME	INVOICE DESCRIPTION	INVOICE AMT	VENDOR TOTAL	CHECK#	CHECK DATE
02282025	GLOBAL PAYMENTS INTEGRATED	CREDIT CARD PROCESSING FEES		137.56	1325677	3/15/25
2019-26461	QWORKS	ANNUAL LICENSE/SIMPLECITY		15,823.01	74796	3/13/25
030325	IMFOA	LISA RUEHLE		50.00	74797	3/13/25
107802	INTOUCH COMMUNICATIONS INC	REMOTE PROG ET 308		50.00	74825	3/24/25
500912397	KONICA MINOLTA BUSINESS	COPIER-POLICE & ADMIN		129.34	74831	3/24/25
03112025	OFFICE DEPOT/ACH	OFFICE SUPPLIES		179.75	1325665	3/15/25
03242025	OPPD	UTILITIES		169.15	1325671	3/15/25
7200182T050	PAPILLION SANITATION	DUMPSTERS	28.42		74840	3/24/25
7200182T050-CR	PAPILLION SANITATION		5.72-		74840	3/24/25
7200798T050	PAPILLION SANITATION	DUMPSTERS	31.02		74840	3/24/25
7200798T050-CR	PAPILLION SANITATION		.79-	52.93	74840	3/24/25
106671	PEOPLESERVICE, INC	BILLING/WATER		1,379.05	74790	3/13/25
3320326696	PITNEY BOWES GLOBAL	POSTAGE MACHINE LEASE		165.54	1325695	3/30/25
194235	SCHROER & ASSOCIATES, PC	AUDIT EXPENSE/ADMIN		6,000.00	74843	3/24/25
MARCH2025	T-MOBILE	PHONES/TABLETS/WIFI	299.20		74844	3/24/25
MARCH2025.2	T-MOBILE		299.20-		74844	3/18/25
		620 ADMINISTRATIVE TOTAL		24,929.07		
	LEGAL SERVICES					
330794	BAIRD HOLM LLP	LEVELL LAWSUITS		2,516.46	74808	3/24/25
0225-155-03	WILSON VALUATION	APPRAISAL 210 E LOCUST ST		3,000.00	74849	3/24/25
		640 LEGAL SERVICES TOTAL		5,516.46		
	CITY HALL					
175281	ABLE LOCKSMITHS	LEVER, LOCK COMBO CHANGE		895.00	74856	3/26/25
2/25	AMAZON / ACH			9.99-	1325699	3/30/25
823788-T	BIZCO	NETWORK SERVICES	640.50		74784	3/13/25
823951-AT	BIZCO	NETWORK SERVICES	3,353.49	3,993.99	74793	3/13/25
03102025	BLACK HILLS ENERGY	UTILITIES		659.55	1325669	3/15/25
19702	BUG-Z TERMITE/PEST CNTRL	PEST CONTROL		107.00	74786	3/13/25
031425	COX BUSINESS SERVICES	TELEPHONE/INTERNET		537.96	1325672	3/15/25
234010	OMAHA COMPOUND COMPANY	TRASH SACKS PAPER PRODUCTS		1,296.62	74838	3/24/25
03242025	OPPD	UTILITIES		611.53	1325671	3/15/25
248611	THERMAL HEATING AIR PLUMB	CITY HALL HVAC	783.58		74846	3/24/25
249753	THERMAL HEATING AIR PLUMB	CITY HALL HVAC	322.20	1,105.78	74846	3/24/25
23788	TEAM WTI	WEB PAGE MAINTENANCE		240.00	74848	3/24/25
		650 CITY HALL TOTAL		9,437.44		
	MISC					
03252025	AMERICAN NATIONAL BANK	FASTEST LABS RANDOM UA'S		130.00	1325667	3/15/25
2025-10	DEW RIGHT	GUTTER/FASCIA REPAIR		588.50	74814	3/24/25
		699 MISC TOTAL		718.50		
		001 GENERAL TOTAL		137,409.46		
	COMMUNITY CENTER LIABILITIES					
PR20250228	COLONIAL INSURANCE CO	COLONIAL INS	37.07		1325657	3/21/25
PR20250314	COLONIAL INSURANCE CO	COLONIAL INS	31.69	68.76	1325657	3/21/25

INVOICE#	VENDOR NAME	INVOICE DESCRIPTION	INVOICE AMT	VENDOR TOTAL	CHECK#	CHECK DATE
PR20250228	DELTA DENTAL OF IOWA	DENTAL INS	46.06	1325661	3/21/25	
PR20250314	DELTA DENTAL OF IOWA	DENTAL INS	50.77	96.83 1325661	3/21/25	
PR20250228	FED/FICA TAXES	FED/FICA TAX	1,634.40	1325617	3/07/25	
PR20250314	FED/FICA TAXES	FED/FICA TAX	1,580.48	3,214.88 1325655	3/21/25	
PR20250228	IPERS	IPERS	1,357.86	1325656	3/21/25	
PR20250314	IPERS	IPERS	1,331.94	2,689.80 1325656	3/21/25	
PR20250228	LIBERTY NATIONAL	LIBERTY INS	17.60	1325660	3/21/25	
PR20250314	LIBERTY NATIONAL	LIBERTY INS	15.05	32.65 1325660	3/21/25	
PR20250228	GIS BENEFITS	LIFE INSURANCE	32.53	1325659	3/21/25	
PR20250314	GIS BENEFITS	LIFE INSURANCE	32.08	64.61 1325659	3/21/25	
PR20250228	TREASURER, STATE OF IOWA	STATE TAXES	150.67	1325658	3/21/25	
PR20250314	TREASURER, STATE OF IOWA	STATE TAX	143.04	293.71 1325658	3/21/25	
PR20250228	WELLMARK/SISCO	MEDICAL INS	1,462.54	1325662	3/21/25	
PR20250314	WELLMARK/SISCO	MEDICAL INS	1,451.87	2,914.41 1325662	3/21/25	
		050 LIABILITIES TOTAL		9,375.65		
	COMMUNITY CENTER					
2/25	AMAZON / ACH	PROGRAM SUPPLIES/COMM CENTER		2,147.54 1325699	3/30/25	
02/2025.2	AMERICAN NATIONAL BANK	ORSI'S/MUSIC BINGO-COMM CENTER	114.00	1325667	3/15/25	
03252025	AMERICAN NATIONAL BANK	CACTUS MAILING	1,501.03	1,615.03 1325667	3/15/25	
2093	FANCY STITCHING	TSHIRTS FOR FUN RUN		404.00 74816	3/24/25	
02282025	GLOBAL PAYMENTS INTEGRATED	CREDIT CARD PROCESSING FEES		137.56 1325677	3/15/25	
2/25	TREASURER, STATE OF IOWA	SALES TAX/COMMUNITY CENTER		176.99 1325679	3/15/25	
031525	ELAINE OETJEN	FITNESS CLASSES/COMM CENT		425.00 1325673	3/15/25	
02222025	SAM'S CLUB	BIGGEST LOSER/SWEETHEART DANCE		908.89 1325666	3/15/25	
032725	WALSH, TYLER	BDAY NIGHT ENTERTAINMENT		100.00 74847	3/24/25	
03212025	WEX BANK	FUEL		154.28 1325674	3/21/25	
		460 COMMUNITY CENTER TOTAL		6,069.29		
	COMM CENTER/LIBRARY					
823788-T	BIZCO	NETWORK SERVICES	315.00	74784	3/13/25	
823951-AT	BIZCO	NETWORK SERVICES	1,649.26	1,964.26 74793	3/13/25	
03102025	BLACK HILLS ENERGY	UTILITIES		1,047.88 1325669	3/15/25	
19703	BUG-Z TERMITE/PEST CNTRL	PEST CONTROL		107.00 74786	3/13/25	
691995	CLEARFLY	PHONES-COMM CENTER/LIBRARY		296.01 1325670	3/15/25	
1000105377	COVERALL N. AMERICA, INC	CLCC/LIBRARY		1,000.00 74813	3/24/25	
031425	COX BUSINESS SERVICES	TELEPHONE/INTERNET		514.68 1325672	3/15/25	
634609	EAKES OFFICE SOLUTIONS	COPIER/LIBRARY-COMM CENT		737.71 74860	3/26/25	
2601	J & R MECHANICAL INC	PARTS GYM WATER COOLER		240.00 74798	3/13/25	
03242025	OPPD	UTILITIES		1,331.15 1325671	3/15/25	
7200249T050	PAPILLION SANITATION	DUMPSTER/LIBRARY	120.74	74841	3/24/25	
7200249T050-CR	PAPILLION SANITATION		61.59-	59.15 74841	3/24/25	
		462 COMM CENTER/LIBRARY TOTAL		7,297.84		
		003 COMMUNITY CENTER TOTAL		22,742.78		
	PARKS HOTEL/MOTEL					
	LIABILITIES					
PR20250228	DELTA DENTAL OF IOWA	DENTAL INS	34.73	1325661	3/21/25	
PR20250314	DELTA DENTAL OF IOWA	DENTAL INS	41.31	76.04 1325661	3/21/25	

INVOICE#	VENDOR NAME	INVOICE DESCRIPTION	INVOICE AMT	VENDOR TOTAL	CHECK#	CHECK DATE
PR20250228	FED/FICA TAXES	FED/FICA TAX	857.28	1325617	3/07/25	
PR20250314	FED/FICA TAXES	FED/FICA TAX	952.79	1,810.07	1325655	3/21/25
PR20250228	IPERS	IPERS	617.48	1325656	3/21/25	
PR20250314	IPERS	IPERS	681.28	1,298.76	1325656	3/21/25
PR20250228	GIS BENEFITS	LIFE INSURANCE	17.67	1325659	3/21/25	
PR20250314	GIS BENEFITS	LIFE INSURANCE	18.92	36.59	1325659	3/21/25
PR20250228	TREASURER, STATE OF IOWA	STATE TAXES	89.67	1325658	3/21/25	
PR20250314	TREASURER, STATE OF IOWA	STATE TAX	101.42	191.09	1325658	3/21/25
PR20250228	WELLMARK/SISCO	MEDICAL INS	432.38	1325662	3/21/25	
PR20250314	WELLMARK/SISCO		.01-	432.37	1325662	3/21/25
		050 LIABILITIES TOTAL		3,844.92		
	PARKS/RECREATION					
100	AGRILAND FS, INC	MOUND CLAY BLKS CLAY BAGS	2,015.00	74855	3/28/25	
172120	BACKLUND PLUMBING	BB CONCESS BROKE WATER LINE	405.00	74782	3/13/25	
03102025	BLACK HILLS ENERGY	UTILITIES	28.07	1325669	3/15/25	
276358	BRYAN ROCK PRODUCTS, INC	AGRILAND FS BALL DIAMONDS	2,642.06	74859	3/26/25	
68364	BRYAN ROCK PRODUCTS, INC	AGRLINE FOR BALL DIAMONDS	2,495.82	5,137.88	74859	3/26/25
031425	COX BUSINESS SERVICES	TELEPHONE/INTERNET	56.76	1325672	3/15/25	
47673	MENARDS	MICRO FOAM GLOVE 1.75 KEYED	76.82	74833	3/24/25	
47823	MENARDS	GRAFFITI REMOVER SPRAY	31.24	74833	3/24/25	
47919	MENARDS	PVC FCT,40Z BLUEMONS THRD SEAL	12.28	120.34	74833	3/24/25
03242025	OPPD	UTILITIES	1,577.53	1325671	3/15/25	
7200182T050	PAPILLION SANITATION	DUMPSTERS	85.27	74840	3/24/25	
7200182T050-CR	PAPILLION SANITATION		17.18-	74840	3/24/25	
7200798T050	PAPILLION SANITATION	DUMPSTERS	93.07	74840	3/24/25	
7200798T050-CR	PAPILLION SANITATION		2.37-	158.79	74840	3/24/25
MARCH2025	T-MOBILE	PHONES/TABLETS/WIFI	35.14	74844	3/24/25	
03212025	WEX BANK	FUEL	328.64	1325674	3/21/25	
		430 PARKS/RECREATION TOTAL		9,863.15		
		004 PARKS HOTEL/MOTEL TOTAL		13,708.07		
	AMBULANCE FEES					
3/25	AMBULANCE					
	QUICK MED CLAIMS	BILLING/AMBULANCE	449.56	1325696	3/30/25	
		160 AMBULANCE TOTAL		449.56		
		010 AMBULANCE FEES TOTAL		449.56		
	ROAD USE TAX					
	LIABILITIES					
PR20250228	COLONIAL INSURANCE CO	COLONIAL INS	54.11	1325657	3/21/25	
PR20250314	COLONIAL INSURANCE CO	COLONIAL INS	54.11	108.22	1325657	3/21/25
PR20250228	DELTA DENTAL OF IOWA	DENTAL INS	16.48	1325661	3/21/25	
PR20250314	DELTA DENTAL OF IOWA	DENTAL INS	19.12	35.60	1325661	3/21/25
PR20250228	FED/FICA TAXES	FED/FICA TAX	612.34	1325617	3/07/25	
PR20250314	FED/FICA TAXES	FED/FICA TAX	612.34	1,224.68	1325655	3/21/25
PR20250228	IPERS	IPERS	412.13	1325656	3/21/25	

INVOICE#	VENDOR NAME	INVOICE DESCRIPTION	INVOICE AMT	VENDOR TOTAL	CHECK#	CHECK DATE
PR20250314	IPERS	IPERS	412.13	824.26	1325656	3/21/25
PR20250228	LIBERTY NATIONAL	LIBERTY NATONA	6.50		1325660	3/21/25
PR20250314	LIBERTY NATIONAL	LIBERTY NATONA	6.50	13.00	1325660	3/21/25
PR20250228	GIS BENEFITS	LIFE INSURANCE	10.75		1325659	3/21/25
PR20250314	GIS BENEFITS	LIFE INSURANCE	10.75	21.50	1325659	3/21/25
PR20250228	TREASURER, STATE OF IOWA	STATE TAXES	75.10		1325658	3/21/25
PR20250314	TREASURER, STATE OF IOWA	STATE TAX	75.10	150.20	1325658	3/21/25
PR20250228	WELLMARK/SISCO	MEDICAL INS	261.06		1325662	3/21/25
PR20250314	WELLMARK/SISCO	MEDICAL INS	261.05	522.11	1325662	3/21/25
		050 LIABILITIES TOTAL		2,899.57		
		ROAD USE				
58407	BADGER BODY & TRUCK EQUIPMENT	SNOWDOGG EX90G2 PLOW	8,496.00		74857	3/26/25
62715	BADGER BODY & TRUCK EQUIPMENT	LIGHT BAR FOR NEW DUMP TRUCK	177.00		74857	3/26/25
62718	BADGER BODY & TRUCK EQUIPMENT	V PLOW MAINTENANCE	148.00	8,821.00	74857	3/26/25
823788-T	BIZCO	NETWORK SERVICES	31.50		74784	3/13/25
823951-AT	BIZCO	NETWORK SERVICES	164.93	196.43	74793	3/13/25
03102025	BLACK HILLS ENERGY	UTILITIES		1,411.29	1325669	3/15/25
11481	CITY OF COUNCIL BLUFFS	GALLONS BRINE DELIV FEB2025		858.00	74811	3/24/25
03202025	KARL CHEVROLET INC	SILVERADO 3500 DEAL 375065		45,649.80	74867	3/31/25
9312329384	LAWSON PRODUCTS	ELECTROLOK RING ETC		216.43	74863	3/26/25
46673	MENARDS	METRIC WAND/PLUG STEEL	73.47		74833	3/24/25
46917	MENARDS	TOILET CONNECTOR	5.19	78.66	74833	3/24/25
151382	NAPA AUTO PARTS	TIRE PLUGGER	152.94		74836	3/24/25
152305	NAPA AUTO PARTS	MOTOR OIL 5W30 FULL SYN	176.88	329.82	74836	3/24/25
03242025	OPPD	UTILITIES		257.08	1325671	3/15/25
7200182T050	PAPILLION SANITATION	DUMPSTERS	85.27		74840	3/24/25
7200182T050-CR	PAPILLION SANITATION		17.18-		74840	3/24/25
7200798T050	PAPILLION SANITATION	DUMPSTERS	93.07		74840	3/24/25
7200798T050-CR	PAPILLION SANITATION		2.37-	158.79	74840	3/24/25
MARCH2025	T-MOBILE	PHONES/TABLETS/WIFI		115.65	74844	3/24/25
03212025	WEX BANK	FUEL		562.56	1325674	3/21/25
		210 ROAD USE TOTAL		58,655.51		
		STREET LIGHTS				
03242025	OPPD	UTILITIES		8,891.13	1325671	3/15/25
		230 STREET LIGHTS TOTAL		8,891.13		
		110 ROAD USE TAX TOTAL		70,446.21		
		EMPLOYEE BENEFITS LIABILITIES				
PR20250228	WELLMARK/SISCO	INSURANCE FEES	631.32		1325662	3/21/25
PR20250314	WELLMARK/SISCO	INSURANCE FEES	581.36	1,212.68	1325662	3/21/25
		050 LIABILITIES TOTAL		1,212.68		
		POLICE				
3/25	IPERS			.04-	1325656	3/21/25
P006	SISCO CLAIMS	HEALTH INSURANCE	4,193.14		1325678	3/15/25

INVOICE#	VENDOR NAME	INVOICE DESCRIPTION	INVOICE AMT	VENDOR TOTAL	CHECK#	CHECK DATE
P007	SISCO CLAIMS	HEALTH INSURANCE	22.81	4,215.95	1325683	3/30/25
		110 POLICE TOTAL		4,215.91		
	LIBRARY					
031	SISCO CLAIMS	HEALTH INSURANCE	782.94		1325685	3/30/25
P008	SISCO CLAIMS	HEALTH INSURANCE	838.01	1,620.95	1325684	3/30/25
		410 LIBRARY TOTAL		1,620.95		
		112 EMPLOYEE BENEFITS TOTAL		7,049.54		
	TRAIL PROJECT					
	TRAIL PROJECT					
T-1142604-8V-78	BLUFFS PAVING & UTILITY	TRAIL PROJECT 2024		129,266.96	74865	3/31/25
107922-15	HGM ASSOCIATES INC	ENGINEER FEES/TRAIL PROJ	5,342.23		74851	3/24/25
107922-16	HGM ASSOCIATES INC	ENGINEER FEES/TRAIL PROJ	5,332.24	10,674.47	74851	3/24/25
		442 TRAIL PROJECT TOTAL		139,941.43		
		320 TRAIL PROJECT TOTAL		139,941.43		
	WATER REVENUE					
	LIABILITIES					
PR20250228	COLONIAL INSURANCE CO	COLONIAL INS	76.38		1325657	3/21/25
PR20250314	COLONIAL INSURANCE CO	COLONIAL INS	76.38	152.76	1325657	3/21/25
PR20250228	DELTA DENTAL OF IOWA	DENTAL INS	30.52		1325661	3/21/25
PR20250314	DELTA DENTAL OF IOWA	DENTAL INS	31.20	61.72	1325661	3/21/25
PR20250228	FED/FICA TAXES	FED/FICA TAX	930.74		1325617	3/07/25
PR20250314	FED/FICA TAXES	FED/FICA TAX	866.01	1,796.75	1325655	3/21/25
PR20250228	IPERS	IPERS	616.77		1325656	3/21/25
PR20250314	IPERS	IPERS	565.67	1,182.44	1325656	3/21/25
PR20250228	LIBERTY NATIONAL	LIBERTY NATIONA	6.50		1325660	3/21/25
PR20250314	LIBERTY NATIONAL	LIBERTY NATIONA	6.50	13.00	1325660	3/21/25
PR20250228	GIS BENEFITS	LIFE INSURANCE	21.13		1325659	3/21/25
PR20250314	GIS BENEFITS	LIFE INSURANCE	19.89	41.02	1325659	3/21/25
PR20250228	TREASURER, STATE OF IOWA	STATE TAXES	92.06		1325658	3/21/25
PR20250314	TREASURER, STATE OF IOWA	STATE TAX	83.20	175.26	1325658	3/21/25
PR20250228	WELLMARK/SISCO	MEDICAL INS	431.37		1325662	3/21/25
PR20250314	WELLMARK/SISCO	MEDICAL INS	391.57	822.94	1325662	3/21/25
		050 LIABILITIES TOTAL		4,245.89		
	WATER					
S011104565.001	ECHO GROUP INC	FUSES LIFT STATION		17.40	74815	3/24/25
270031	IOWA ONE CALL	LOCATES/WATER & SEWER		23.85	74862	3/26/25
2/25	TREASURER, STATE OF IOWA	SALES TAX/ADMIN FEE		349.44	1325679	3/15/25
2/25	TREASURER, STATE OF IOWA	WATER EXCISE TAX		2,136.93	1325680	3/15/25
32010	IOWA ASSOCIATION OF	WATER MEMBERSHIP DUES		1,016.00	74824	3/24/25
03202025	KARL CHEVROLET INC	SILVERADO 3500 DEAL 375066		45,649.80	74867	3/31/25
022025	KEMPER, KIRK	WATER CONSULTANT FEES		811.80	74801	3/13/25
03142025	MUD	WATER ACCT 112000331048		27,639.90	1325668	3/15/25

INVOICE#	VENDOR NAME	INVOICE DESCRIPTION	INVOICE AMT	VENDOR TOTAL	CHECK#	CHECK DATE
106671	PEOPLESERVICE, INC	BILLING/WATER	7,946.00	74790	3/13/25	
0000Y505W4125	UPS	WATER TESTING	109.96	1325676	3/15/25	
		810 WATER TOTAL	85,701.08			
		600 WATER REVENUE TOTAL	89,946.97			
	SEWER REVENUE					
	SEWER					
254076	CITY OF OMAHA CASHIER	SEWER	125.69	74788	3/13/25	
254077	CITY OF OMAHA CASHIER	SEWER	29.58	74788	3/13/25	
254159	CITY OF OMAHA CASHIER	SEWER	43.53	74788	3/13/25	
254160	CITY OF OMAHA CASHIER	SEWER	58.21	257.01 74788	3/13/25	
031425	COX BUSINESS SERVICES	TELEPHONE/INTERNET	170.28	1325672	3/15/25	
270031	IOWA ONE CALL	LOCATES/WATER & SEWER	23.85	74862	3/26/25	
2/25	TREASURER, STATE OF IOWA	SALES TAX/SEWER	450.94	1325679	3/15/25	
1707546-00	JOHN DAY COMPANY	KIT GATES, HYD HOSE FOR JETTER	283.25	74827	3/24/25	
550444204	K&M TIRE OMAHA	CARGO TRAIL 125M	84.32	74829	3/24/25	
03242025	OPPD	UTILITIES	2,670.41	1325671	3/15/25	
03212025	WEX BANK	FUEL	422.04	1325674	3/21/25	
		815 SEWER TOTAL	4,362.10			
		610 SEWER REVENUE TOTAL	4,362.10			
	GARBAGE FEES					
	GARBAGE					
2/25	TREASURER, STATE OF IOWA	SALES TAX/GARBAGE	2.80	1325679	3/15/25	
3301	IA WASTE SERVICES LLC	LANDFILL TONAGE	4,623.08	74822	3/24/25	
CLFEBRUARY-2025	WASTE CONNECTIONS	GARBAGE PICKUP FEE-MONTHLY	19,309.92	74803	3/13/25	
		840 GARBAGE TOTAL	23,935.80			
		670 GARBAGE FEES TOTAL	23,935.80			
	VILLAGE POST OFFICE					
	VILLAGE POST OFFICE					
3/21/25	USPS - US POSTAL SERVICE	POSTAGE/POST OFFICE	1,939.55	1325697	3/30/25	
3/25/25	USPS - US POSTAL SERVICE	POSTAGE/POST OFFICE	73.00	2,012.55 1325698	3/30/25	
		890 VILLAGE POST OFFICE TOTAL	2,012.55			
		760 VILLAGE POST OFFICE TOTAL	2,012.55			
		Accounts Payable Total	512,004.47			

Payroll Checks  
 -----

INVOICE#	VENDOR NAME	INVOICE DESCRIPTION	INVOICE AMT	VENDOR TOTAL	CHECK#	CHECK DATE
		001 GENERAL	2,364.11			
		Total Paid On: 3/04/25	2,364.11			
		001 GENERAL	36,832.35			
		003 COMMUNITY CENTER	6,399.50			
		004 PARKS HOTEL/MOTEL	3,027.30			
		110 ROAD USE TAX	1,906.25			
		600 WATER REVENUE	2,858.32			
		Total Paid On: 3/07/25	51,023.72			
		001 GENERAL	1,079.56			
		Total Paid On: 3/12/25	1,079.56			
		001 GENERAL	36,156.34			
		003 COMMUNITY CENTER	6,302.83			
		004 PARKS HOTEL/MOTEL	3,330.36			
		110 ROAD USE TAX	1,906.25			
		600 WATER REVENUE	2,603.47			
		Total Paid On: 3/21/25	50,299.25			
		Total Payroll Paid	104,766.64			
		Report Total	616,771.11			

DEPT	NAME	AMOUNT
050	LIABILITIES	86,411.53
110	POLICE	63,154.10
150	FIRE	10,835.48
160	AMBULANCE	1,562.99
170	BUILDING INSPECTOR	7,037.47
190	ANIMAL CONTROL	671.04
210	ROAD USE	62,468.01
230	STREET LIGHTS	8,891.13
240	TRAFFIC	148.38
410	LIBRARY	18,449.95
430	PARKS/RECREATION	17,033.52
442	TRAIL PROJECT	139,941.43
460	COMMUNITY CENTER	18,771.62
462	COMM CENTER/LIBRARY	7,297.84
499	SENIOR CENTER	470.82
610	LEGISLATIVE	3,063.40
611	EXECUTIVE	993.93
620	ADMINISTRATIVE	32,422.75
640	LEGAL SERVICES	5,516.46
650	CITY HALL	9,437.44
699	MISC	718.50
810	WATER	91,162.87
815	SEWER	4,362.10
840	GARBAGE	23,935.80
890	VILLAGE POST OFFICE	2,012.55
-----		
	TOTAL DEPARTMENTS	616,771.11

<b>ERROR MESSAGE</b>	<b>PAID THRU</b>	<b># EMP</b>
PAYROLL NOT UPDATED:	12/30/2009	8 CHECKS
PAYROLL NOT UPDATED:	2/16/2024	1 CHECKS

**CITY OF CARTER LAKE  
RECEIPTS  
MARCH 2025**

GENERAL FUND	99,031.08
COMMUNITY CENTER FUND	5,135.12
PARKS HOTEL/MOTEL FUND	750.11
E OMAHA DD #21 FUND	0.77
AMBULANCE FEES FUND	4,714.82
ROAD USE TAX FUND	34,434.20
EMPLOYEE BENEFITS FUND	7,386.14
LOCAL OPTION TAX FUND	39,372.00
UR #5 FUND	9,502.06
POLICE FORFEITURE FUND	2.62
WATER REVENUE FUND	51,982.96
WATER DEPOSITS FUND	1,350.00
SEWER REVENUE FUND	58,807.95
GARBAGE FEES FUND	23,120.39
VILLAGE POST OFFICE FUND	1,610.03
<b>TOTAL REVENUE BY FUND</b>	<b>\$337,200.25</b>

**CC ANALYSIS, 22 OVERTIME REPORT**  
**3/07/2025 THRU 3/07/2025**

COST CENTER	OVERTIME HOURS	OVERTIME PAY	COMP TIME HRS
43101 CHARLES R BENNE 43040 OT WAGES/PARKS	7.00	179.13	
EMP TOT 43101	7.00	179.13	
43006 AYDEN K CHAMBER 43040 OT WAGES/PARKS	9.50	228.00	
EMP TOT 43006	9.50	228.00	
43005 ETHAN G CHAMBER 81040 OT WAGES/WATER	9.50	285.00	
EMP TOT 43005	9.50	285.00	
11002 GARY D CHAMBERS 11040 OT POLICE WAGES	10.00	643.80	
EMP TOT 11002	10.00	643.80	
11016 MATTHEW R COLE 11040 OT POLICE WAGES 11043 HOLIDAY TO COMP	10.00 10.00	429.00	
EMP TOT 11016	20.00	429.00	
11003 JOSHUA J DRISCO 11010 POLICE WAGES 11043 HOLIDAY TO COMP	10.00		1.00
EMP TOT 11003	10.00		1.00
11006 RYAN P GONSIOR 11043 HOLIDAY TO COMP	10.00		
EMP TOT 11006	10.00		
46004 NICHOLAS R HOLM 46040 OT/COMM CENT	.75	25.31	
EMP TOT 46004	.75	25.31	
11010 JACOB S HUSCROF 11040 OT POLICE WAGES 11043 HOLIDAY TO COMP	.25 10.00	14.41	
EMP TOT 11010	10.25	14.41	
15001 PHILLIP J NEWTO 15040 OT FIRE DEPT	7.50	351.56	
EMP TOT 15001	7.50	351.56	

**CC ANALYSIS, 22 OVERTIME REPORT**  
**3/07/2025 THRU 3/07/2025**

COST CENTER	OVERTIME HOURS	OVERTIME PAY	COMP TIME HRS
11015 ELIZABETH A SAN			
11040 OT POLICE WAGES	11.75	529.28	
11043 HOLIDAY TO COMP	10.00		
EMP TOT 11015	21.75	529.28	
21002 RANDY C SMITH			
81040 OT WAGES/WATER	10.25	357.62	
EMP TOT 21002	10.25	357.62	
11008 ADAM W SWINARSK			
11040 OT POLICE WAGES	10.00	601.65	
11042 OT TO COMP TIME	.25		
EMP TOT 11008	10.25	601.65	
46010 LEVI J TERRELL			
46042 OT TO COMP TIME	.75		
EMP TOT 46010	.75		
62005 LAURINE K WILHI			
46020 PT/COMM CENT	36.25	820.25	
62010 ADMIN WAGES			2.00
EMP TOT 62005	36.25	820.25	2.00
Report Total	173.75	4465.01	3.00
Employee Count	15		

**CC ANALYSIS, 22 OVERTIME REPORT**  
**3/21/2025 THRU 3/21/2025**

COST CENTER	OVERTIME HOURS	OVERTIME PAY	COMP TIME HRS
43101 CHARLES R BENNE 43040 OT WAGES/PARKS	4.50	115.16	
EMP TOT 43101	4.50	115.16	
11013 NATHANIEL A BEN 11010 POLICE WAGES			10.00
EMP TOT 11013			10.00
43006 AYDEN K CHAMBER 43040 OT WAGES/PARKS	7.25	174.00	
EMP TOT 43006	7.25	174.00	
43005 ETHAN G CHAMBER 43040 OT WAGES/PARKS	11.75	352.50	
EMP TOT 43005	11.75	352.50	
11016 MATTHEW R COLE 11010 POLICE WAGES			12.00
EMP TOT 11016			12.00
11003 JOSHUA J DRISCO 11010 POLICE WAGES 11040 OT POLICE WAGES	.25	17.66	2.00
EMP TOT 11003	.25	17.66	2.00
11006 RYAN P GONSIOR 11010 POLICE WAGES			1.00
EMP TOT 11006			1.00
11010 JACOB S HUSCROF 11041 STEP OT/POLICE	6.00	336.87	
EMP TOT 11010	6.00	336.87	
15001 PHILLIP J NEWTO 15040 OT FIRE DEPT	1.00	46.88	
EMP TOT 15001	1.00	46.88	
62001 LISA M RUEHLE 62040 OT WAGES/ADMIN 81040 OT WAGES/WATER	1.88 1.87	99.68 99.67	
EMP TOT 62001	3.75	199.35	
11015 ELIZABETH A SAN			

**CC ANALYSIS, 22 OVERTIME REPORT**  
**3/21/2025 THRU 3/21/2025**

COST CENTER	OVERTIME HOURS	OVERTIME PAY	COMP TIME HRS
11040 OT POLICE WAGES	2.25	99.10	
11041 STEP OT/POLICE	7.50	326.59	
EMP TOT 11015	9.75	425.69	
41006 MARGARET H SCHM			
41040 OT WAGES/LIBRAR	.50	16.13	
41042 OT TO COMP TIME	1.50		
EMP TOT 41006	2.00	16.13	
21002 RANDY C SMITH			
81040 OT WAGES/WATER	6.25	218.06	
EMP TOT 21002	6.25	218.06	
11008 ADAM W SWINARSK			
11040 OT POLICE WAGES	.25	15.04	
11041 STEP OT/POLICE	5.25	307.99	
EMP TOT 11008	5.50	323.03	
46010 LEVI J TERRELL			
46042 OT TO COMP TIME	1.00		
EMP TOT 46010	1.00		
62005 LAURINE K WILHI			
46020 PT/COMM CENT	29.75	673.17	
62040 OT WAGES/ADMIN	.75	25.46	
62042 OT TO COMP	2.00		
EMP TOT 62005	32.50	698.63	
Report Total	91.50	2923.96	25.00
Employee Count	16		

# Carter Lake Fire Department Monthly Report

## Proudly Serving since 1956

Department Chief: Dave Huey

Report done by Coordinator: Phillip Newton

Contact information: Station # 712-347-5900

Email: [clfire@carterlake-ia.gov](mailto:clfire@carterlake-ia.gov)

Check us out on FACEBOOK — Carter Lake Fire & Rescue

**Month: March 2025**

**Continuous Issues/Budget:**

**Employee and Organization Development:**

**Pancake Breakfast: Pancake Breakfast is MAY 4th 2025 at the Fire Station- 7:30 to Noon**

Monthly Meetings (1 <sup>st</sup> Tuesday):	6:30-Done	Officers, Members, Smoke Eaters
Fire training (1 <sup>st</sup> Saturday):	9-noon	Gear and SCBA, search and rescue
Fire training (2 <sup>nd</sup> Tuesday):	7-10pm	Gear and SCBA, search and rescue
EMS training (3 <sup>rd</sup> Tuesday):	7-10pm	Neuro, Toxicology, Endocrine and Immunological emergencies

**Safety Minutes:** Please see safety minutes attached to email

Safety Committee: Next Safety Meeting is April 2nd - 07:00 am at the Fire Station.

Total Calls for the month:                      2024- 561 total calls (New record)    2023- 511 total calls    2022 484 total calls

EMS (ambulance) 27

Fire/Other calls 9

**Other: Additional Information for Mayor, City Council & Citizens:**

1. **Looking for In Town Volunteers, Call the Fire Station 712-347-5900**



## **Library Board Meeting-Agenda**

**April 14th, 2025**

**4:00 pm**

- I. Roll Call of Members**
- II. Disposition of Minutes of Previous Meeting**
  - a. March 10, 2025
- III. City Financial Report**
  - a. February 2025
- IV. Action on Bills**
- V. Progress and Service Report of the Director**
  - a. Director's Report
- VI. Unfinished Business.**
  - a. CIP Funds: Book Bike
  - b. Employee Perks
- VII. New Business**
  - a. ComicsPlus
  - b. IMLS Funding and Impacts
  - c. Board Training
- VIII. Public Comments from the Library Director, Library Board, and/ or Carter Lake citizens (3 - 5 minutes each)**
- IX. Next Board Meeting Date: Monday, May 12th 2025 4:00pm**
- X. Adjourn**



Carter Lake Public Library Board Meeting  
March 10, 2025

CLCC Meeting Room  
4:00 PM

### **Roll Call**

Present: Patti Midkiff-President, Bonnie Freeman-Vice-President, Delbert Settles, Pam Christensen, Jodie Sams, Mary Allen

Staff Present: Tiffany Zuerlein, ArylInn (practicum student)

#### **I. Roll Call of Members**

- a. Patti called the meeting to order at 4:00 p.m.

#### **II. Disposition of Minutes of Previous Meeting**

- a. Bonnie made a motion to accept the January minutes. Pam seconded. All in favor.

#### **III. City Financial Report**

- a. Bonnie made a motion to approve the financials for October, November, December and January, except for the \$898.00 Periodicals charge in January, which Tiffany will check. Delbert seconded. All in favor.

#### **IV. Action on Bills**

- a. Bonnie motioned to approve the January bills. Pam seconded. All in favor.

#### **V. Progress and Service Report of the Director**

- a. Jodie motioned to accept the report. Delbert seconded. All in favor.

#### **VI. Unfinished Business**

##### **a. 90-Day Ban Notice**

- i. Bonnie made a motion to accept with the changes. Mary seconded. All in favor. "Amended March 2025" to be added to the bottom of the page.

##### **b. Bulletin Board Policy & Displays**

- i. Mary motioned to accept. Bonnie seconded. All in favor. "Reviewed March 2025" to be added to the bottom of the page.

##### **c. Financial Policy**

- i. Mary made a motion to accept with the changes. Bonnie seconded. All in favor. "Revised March 2025" to be added to the bottom of the page.

##### **d. Memorial Wall Policy**


- i. Delbert motioned to accept. Pam seconded. All in favor. "Adopted March 2025" to be added to the bottom of the page.

##### **e. Social Media Policy**

- i. Bonnie motioned to accept, with the proposed changes. Pam seconded. All in favor. "Amended March 2025" to be added to the bottom of the page.
- ii. The paragraph regarding photography at library events will be posted on the bulletin board.

#### **VII. New Business**

##### **a. CIP Funds: Book Bike**



## Month in Review

- ★ Linda Wetherby was appointed to the Library Board of Trustees
- ★ The big crowd pleaser was our two chicks that hatched in March!
- ★ All of our book clubs were well attended this month including our new cookbook club!
- ★ The kids after school got to make slime on St. Patrick's day!
- ★ We had some events for the kids during spring break and they got to enjoy participating in the robot obstacle course, decorate their own tote bag and playing with Play-Doh
- ★ This month's Adult Board Game Night with Spielbound, Inc. was a night of fun!
- ★ Just Craftin' Around's craft of the month was make your own pendants and it was a ton of fun!
- ★ We had to postpone the Trivia Night with Trivia Mafia to the first week of May due to lack of registrations.

## What's to Come

- ★ The library is having their own Spirit Week in honor of National Library Week which is April 6-12!
- ★ This month's Spice Kit features tarragon and adults and teens can pick up their Poetry Survival Kit
- ★ The library is holding their 2nd annual Bookmark Design Contest!
- ★ Local author, Jacqueline Reinig, will be at the library to promote her new book, Faery Academy of Quillsnap: Night of the Purple Moon on Wednesday, April 9th at 6pm!
- ★ Kids get to participate in Bad Art Night on April 11th
- ★ This month's craft for Just Craftin' Around will be Yarn Birds on Saturday, April 26th.
- ★ Ms. Tracy (Meggie's Mom) will be in the library on Wednesday, April 30th from 5:30-6:30 to show people how to junk journal
- ★ The library has been preparing for a fun Summer Reading Program
- ★ Just a reminder that the library and other city offices will be closed on Friday, April 18th for Good Friday

# Carter Lake Public Library

## March-2025

In March, 251 unique patrons used your library WiFi. On average, these patrons visited to use the WiFi on just under 5 individual days.

Change from prior month



1406 ↑ 26.78%

### Monthly Sessions



1225 ↑ 24.37%

### Total Visits



251 ↑ 17.84%

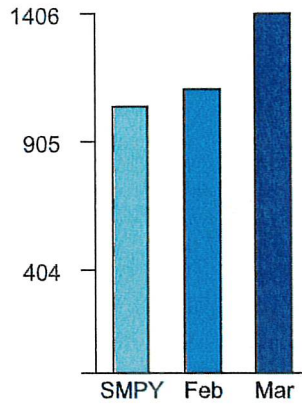
### Unique Visitors



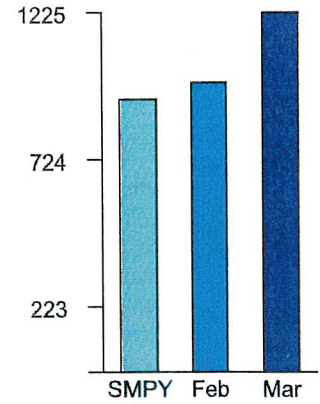
4.88 ↑ 5.63%

### Average Return Rate

Total Monthly Session Count

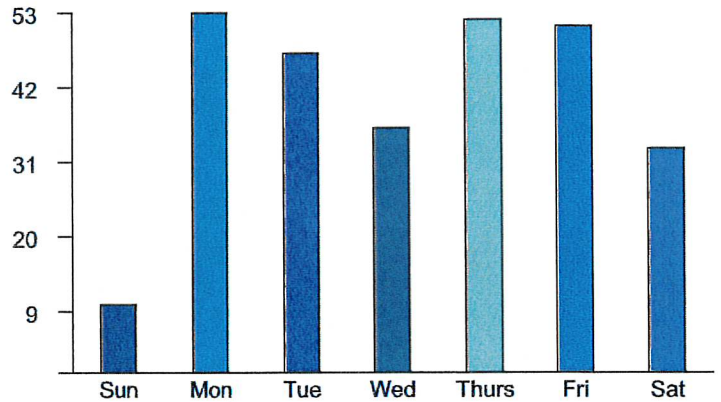


Total Monthly Visits

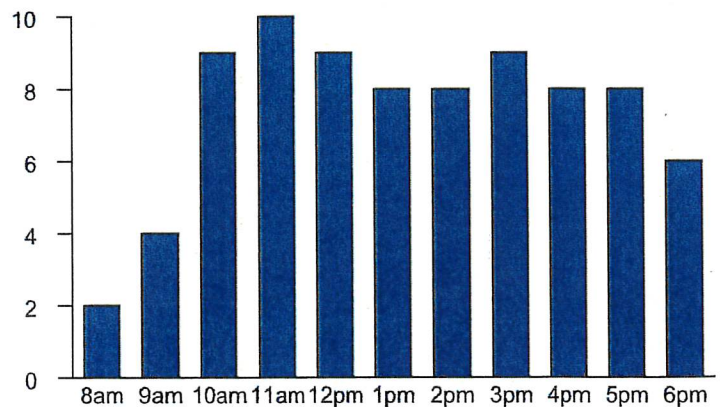


\*SMPY: Same Month Prior Year

Average Daily Visits




Average Peak Hourly



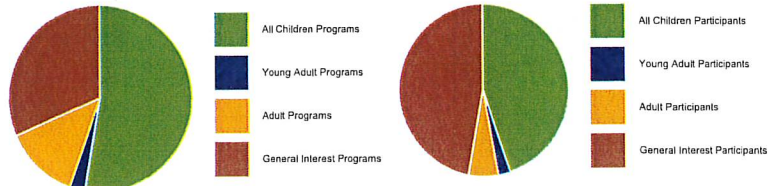
# Carter Lake Public Library

## July, 2024 - March, 2025

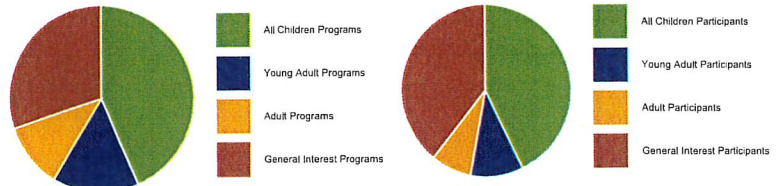
July					
Overview					
All Children Programs	53	62.35%	All Children Participants	741	39.56%
Young Adult Programs	2	2.35%	Young Adult Participants	0	0%
Adult Programs	6	7.06%	Adult Participants	21	1.12%
General Interest Programs	24	28.24%	General Interest Participants	1111	59.32%
<b>Total Programs</b>	<b>85</b>		<b>Total Participants</b>	<b>1873</b>	




August					
Overview					
All Children Programs	20	52.63%	All Children Participants	486	44.83%
Young Adult Programs	1	2.63%	Young Adult Participants	25	2.31%
Adult Programs	5	13.16%	Adult Participants	62	5.72%
General Interest Programs	12	31.58%	General Interest Participants	511	47.14%
<b>Total Programs</b>	<b>38</b>		<b>Total Participants</b>	<b>1084</b>	




September					
Overview					
All Children Programs	23	43.4%	All Children Participants	471	42.9%
Young Adult Programs	8	15.09%	Young Adult Participants	111	10.11%
Adult Programs	6	11.32%	Adult Participants	85	7.74%
General Interest Programs	16	30.19%	General Interest Participants	431	39.25%
<b>Total Programs</b>	<b>53</b>		<b>Total Participants</b>	<b>1098</b>	



October					
Overview					
All Children Programs	30	41.1%	All Children Participants	148	10.91%
Young Adult Programs	2	2.74%	Young Adult Participants	22	1.62%
Adult Programs	3	4.11%	Adult Participants	24	1.77%
General Interest Programs	38	52.05%	General Interest Participants	1163	85.7%
<b>Total Programs</b>	<b>73</b>		<b>Total Participants</b>	<b>1357</b>	



November					
Overview					
All Children Programs	25	49.02%	All Children Participants	176	21.18%
Young Adult Programs	0	0%	Young Adult Participants	0	0%
Adult Programs	5	9.8%	Adult Participants	32	3.85%
General Interest Programs	21	41.18%	General Interest Participants	623	74.97%
<b>Total Programs</b>	<b>51</b>		<b>Total Participants</b>	<b>831</b>	



City of

# CARTER LAKE

---

EST. 1930

As the winter season ends and the weather starts to warm up, our department is all hands-on deck getting prepared for spring into summer. A new snowplow has been installed on the dump truck, and we have picked up our two new chevy pickups. They are very nice vehicles and will be a huge benefit for what we need them to do. Baseball season has started and the parks department has been working throughout the week making sure ballfields are up to standard and game ready. The ballfield fences have recently started to get replacement top covers, as the old ones have seen better days and were long overdue for a re-up. As warm weather creeps in, we have gone through all parks and laid down pre-emergent fertilizer before our next step in the growth process. As citizens begin to regularly visit our parks, trash will start to become more of a daily concern that the parks department will continue to keep up with to keep our parks clean and sightly. With strong winds continuing, we've been working to keep signs up on city roads as they continue to fall.

-Maintenance Department

Parks Board Meeting Minutes  
3/26/2025 5:00pm @ CLCC

Attending members

Keebie Kessler  
Misty Smith  
Janette Banks  
Risa Putnam  
Tyler Henscheid  
Katie Smith

- New hire – Rec Sports Manager - Levi
- Concession stand – Lakeview Church – took possession 3/25
- Photographer for sports/events – Brooke Kocanda
- Sweetheart dance - Saturday 2/15/25 @ 6pm  
70'ish attended. Carnival games/cotton candy – Great feedback from those that attended.  
DJ was ok.
- 5k color fun run – Saturday 3/15/25 @ 10am & St. Partick's day lunch following  
23 runners, loved the course
- Easter egg hunt – Saturday 4/19/25 @ 10am @ CLCC  
5 age groups/areas  
Prizes for all age groups  
2000 eggs  
Need volunteers 4/16 @ 5:30 to sort eggs & prizes
- Summer Kick Off party May 30<sup>th</sup> 4-7pm  
Library to do foam party  
Hot dogs  
Summer membership special  
Games. Dunk tank?
- Fishing Derby June 7<sup>th</sup> 10a-12p  
Volunteers @ 8am  
Free shirts if registered by date?
- Parade & Festival  
Festival time extended to 7 or 8pm – Need to update flyer with new time  
Corn hole tournament Friday night?  
Need to pick carnival/festival rides – Fun Services  
Pony rides

-Sports

Flag football & Adult softball in fall

Soccer next spring

Tackle football – TBD

-Projects

Scoreboard 2 update – still getting bids

Ordered clay for mounds last week

New digital sign by rain garden

Still working on outdoor kitchen





# SAFETY ACTION PLAN

Assignment Number	Assignment
Person Responsible	
Estimated Completion Date	
Completion Date	
<hr/>	
Assignment Number	Assignment
Person Responsible	
Estimated Completion Date	
Completion Date	
<hr/>	
Assignment Number	Assignment
Person Responsible	
Estimated Completion Date	
Completion Date	
<hr/>	
Assignment Number	Assignment
Person Responsible	
Estimated Completion Date	
Completion Date	
<hr/>	
Assignment Number	Assignment
Person Responsible	
Estimated Completion Date	
Completion Date	



To: City of Carter Lake, IA

From: The Landing Reserve, LLC

Laura Tarpinian

402-578-9076

[lauratarpinian@mrealtypro.com](mailto:lauratarpinian@mrealtypro.com)

Emily Brink

402-578-9527

[embrink@mrealtypro.com](mailto:embrink@mrealtypro.com)



**Subject: Proposed Zoning Text Amendments & Condition Use Permit for ‘The Landing Reserve at Carter Lake’**

**Introduction:**

This entitlement application includes zoning text amendment changes and a conditional use permit request to be allowed within R1/R2 zoning for a 6.14 acre set of parcels in Carter Lake, IA.

**Project Location:**

The current proposal includes (4) parcels adjacent to Carter Lake between Lagoon Drive and Avenue Q. There are (3) parcels with R-1 zoning along the waterfront, and a larger parcel of R-2 zoning along Lagoon Drive, totaling approximately 6.14 acres.

1. 754416257001, 4.18 acres - R-2
2. 754416257002, .84 acres - R-1
3. 754416257003, .56 acres - R-1
4. 754416257008, .56 acres - R-1

See: Exhibit A Site Plan

**Entitlement Proposal / Items Requested for a Motion & Vote:**

1. Add the following definition of “**Limited Resort Lodging**” to the list of residential use types and approve this use within R2/R1 within the Unified Land Development Ordinance. The definition is outlined below:
  - a. *Section 3 USE TYPES, 304 Residential Use Types, Item K Provides tourist accommodations including guest rooms or suites, which are intended or designed to be used, rented, or hired out to guests intending to occupy the room for less than 32 consecutive days, with various recreational amenities. The guest rooms or suites are independently accessible from the outside, parking space located on the property, with a minimum unit size of 190 square feet, no more than 2 stories tall, no more than 6 units per acre (averaged over the entire property area), with accessory functions like offices, maintenance, retail, reception areas provided on the property in separate buildings from the units. A minimum contiguous site area of 2 acres is required.*

See: Exhibit B Text Amendments.

2. Add the following definition of “**Limited Resort Lodging Accessory Uses**” to the list of residential use types and approve this use within R2/R1 within the Unified Land Development Ordinance. The definition is outlined below:

- a. *Section 3 USE TYPES, 304 Residential Use Types, Item L Allows for accessory uses to the Limited Resort Lodging conditional use. These accessory uses are commercial in nature to provide guest services including but not limited to Food Sales (Limited), Commercial Rec (Outdoor), Cocktail Lounge, Liquor Sales, Personal Improvement, Personal Services, Restaurants (General), Retail Services (Limited), and small events. A minimum contiguous site area of 3.5 acres is required.*

See: Exhibit B Text Amendment.

3. Approval of a conditional use permit for the above Limited Resort Lodging and Limited Resort Lodging Accessory Uses for the project location.

- a. See: Exhibit C Conditional Use Permit.

Thank you for your time and consideration,

Laura Tarpinian & Emily Brink



*Use Types*d. Commercial Feedlots

The use of a site for the confined feeding or holding of livestock or poultry within buildings, lots, pens, or other close quarters that are not used for crop production or where grazing of natural vegetation is not the major feed source. Livestock and poultry shall include any animal or fowl that are used primarily for use as food or food products for human consumption, or for laboratory or testing purposes. A Commercial Feedlot does not include areas which are used for the raising of crops or other vegetation, and upon which livestock are allowed to graze or feed.

e. Livestock Sales

The use of a site for the temporary confinement and exchange or sale of livestock. Typical uses include sales barns.

**304 Residential Use Types**

Residential use types include uses providing wholly or primarily non-transient living accommodations. They exclude institutional living arrangements providing 24-hour skilled nursing or medical care, forced residence, or therapeutic settings.

a. Single-Family Residential

The use of a site for one dwelling unit, occupied by one family. Mobile home units are not a single-family use type. See below categories for such units.

1. Single-Family Residential (Detached): A single-family residential use in which one dwelling unit is located on a single lot, with no physical or structural connection to any other dwelling unit.
2. Single-Family Residential (Attached): A single-family residential use in which one dwelling unit is located on a single lot and is attached by a common vertical wall to only one other adjacent dwelling unit on another single lot.

b. Duplex Residential

The use of a legally-described lot for two dwelling units, each occupied by one family within a single building, excluding manufactured or mobile home units, but including modular housing units.

c. Two-Family Residential

The use of a site for two dwelling units, each occupied by one family, each in a separate building, excluding a mobile home unit.

d. Townhouse Residential

The use of a site for three or more attached dwelling units, each occupied by one family and separated by vertical sidewalls extending from foundation through roof without openings. Each townhouse unit must have at least two exposed exterior walls.

Use Types

e. Multiple-Family Residential

The use of a site for three or more dwelling units within one building not otherwise defined as townhouse units.

f. Group Residential

The use of a site for a residence by more than four unrelated persons, not defined as a family, on a weekly or longer basis.

g. Manufactured Home Residential

Use of a site for one or more manufactured home dwellings, as defined in Section 216.

h. Mobile Home Park

Use of a site under single ownership for one or more mobile home units. Generally, the land on which mobile homes are placed in a Mobile Home Park is leased from the owner of the facility.

i. Mobile Home Subdivision

Division of a tract of land into lots that meet all the requirements of the City of Carter Lake's subdivision ordinance for the location of mobile homes. Generally, a lot within a Mobile Home Subdivision is owned by the owner of the mobile home placed upon such lot.

j. Retirement Residence

A building or group of buildings which provide residential facilities, provided that 75% of the residents are at least sixty years of age, or households headed by a householder of at least sixty years of age. A retirement residence may provide a range of residential building types and may also provide support services to residents, including but not limited to food service, general health supervision, medication services, housekeeping services, personal services, recreation facilities, and transportation services. The retirement residence may accommodate food preparation in independent units or meal service in one or more common areas. Retirement residences may include additional health care supervision or nursing care.

305

**Civic Use Types**

Civic use types include the performance of utility, protective, governmental, and other uses that

a. Administration

Governmental offices providing administrative services with the citizen, together with incidental storage uses include federal, state, county, and city of

Add definitions of two proposed new use types:

*k. Limited Resort Lodging: Provides tourist accommodations including guest rooms or suites, which are intended or designed to be used, rented, or hired out to guests (transient visitors) intending to occupy the room for less than 32 consecutive days, with various recreational amenities. The guest rooms or suites are independently accessible from the outside, parking space located on the property, with a minimum unit size of 190 square feet, no more than 2 stories tall, no more than 6 units per acre (averaged over the entire property area), with accessory functions like offices, maintenance, retail, reception areas provided on the property in separate buildings from the units. A minimum contiguous site area of 2 acres is required.*

*l. Limited Resort Lodging Accessory Uses: Allows for accessory uses to the Limited Resort Lodging conditional use. These accessory uses are commercial in nature to provide guest services including but not limited to Food Sales (Limited), Commercial Rec (Outdoor), Cocktail Lounge, Liquor Sales, Personal Improvement, Personal Services, Restaurants (General), Retail Services (Limited), and small events. A minimum contiguous site area of 3.5 acres is required.*

414 Pole Buildings

No pole buildings shall be erected on any lot in Carter Lake without regard to the zoning of said lot. "Pole Building" is defined as a structure with wooden or metal poles as main supports, without a continuing permanent foundation, with studs, which are greater than 16 inches off of center, and with siding made of metal and/or wood material.

Table 4-1: Use Matrix: Agricultural and Residential Types

Use Types	R-1	R-2	R-3	R/CC	RM	C/L	C-1	C-2	TC	C/A	BP	M-1	M-2	Addl Reg
<b>Agricultural Uses</b>														
Horticulture						P	P	P				P	P	
Crop Production														
Animal Production														
Commercial Feedlots														
Livestock Sales														
<b>Residential Uses</b>														
Single-Family Detached	P	P	P	P	P									
Single-Family Attached	P	P	P	P										
Duplex	P	P	P											
Townhouse		P	P						C					
Multiple-Family*			P						C					
Manufactured Housing Residential	P	P	P	P	P									
Mobile Home Park*					P									
Mobile Home Subdivision*					P									
Retirement Residential*	C	C	P				P	P	C					
Limited Resort Lodging*	C	C												
Limited Resort Lodging Accessory Uses	C	C												

P Permitted by right or by right subject to supplemental regulations

C Permitted by Conditional Use Permit

\* Use Permitted after Site Plan Approval

Blank Use not permitted in zoning district, unless established as a lawful nonconforming use

Add Limited Resort Lodging (conditional use and subject to site plan approval) & Limited Resort Lodging Accessory Uses (conditional use) to Use List

Zoning District Regulations

Use Matrix: Civic Use Types

Use Types	R-1	R-2	R-3	R/CC	RM	C/L	C-1	C-2	TC	C/A	BP	M-1	M-2	Addl Reg
<b>Civic Uses</b>														
Administration						P	P	P	P	P	P	P	P	
Clubs (Recreational)*	C	C	C	C	C	P	P	P	C	P	C	P	P	
Clubs (Social)*	C	C	C	C	C	P	P	P	P	P	P	P	P	
College/Univ*						P	P	P	P	P	P	P		
Convalescent Services		C	P		C	P	P	P	C					
Cultural Services	C	C	P	C	C	P	P	P	P	P	P	P		
Day Care (Limited)	P	P	P	P	P	P	P	P	P	C	C	C	C	
Day Care (General) *	C	C	P	C	C	P	P	P	P	P	P	C	C	
Elder Home	C	C	P	C	C	P								
Emergency Residential	C	C	P	C	C	P	P	P	P					
Family Home	C	C	P	C	C	P	P							
Group Care Facility*			P			P	P	P	P	P				
Group Home		C	P			P	P	P	P	P				
Guidance Services						P	P	P	P	P	P	C	C	
Health Care						P	P	P	P	P	P	C	C	
Hospitals*			C			C	C	C	P	P	P	C	C	
Maintenance Facility*						C		C		C		P	P	
Park and Recreation	P	P	P	P	P	P	P	P	P	P	P	P	P	
Postal Facilities						C	P	P	P	P	P	P	P	
Primary Education*	P	P	P		P	P	P	P	P	C				
Public Assembly*						C	C	C	P	P	C			
Religious Assembly*	P	P	P		P	P	P	P	P	P		C		
Safety Services	P	P	P	P	P	P	P	P	P	P	P	P	P	
Secondary Educ*	C	C	P		C	P	C	C	C	C				
Utilities*	C	C	C	C	C	C	C	C	C	P		P	P	

**P** Permitted by right or by right subject to supplemental regulations

**C** Permitted by Conditional Use Permit

**\*** Use Permitted after Site Plan Approval

**Blank** Use not permitted in zoning district, unless established as a lawful nonconforming use

Zoning District Regulations

Use Matrix: Office and Commercial Use Types

Use Types	R-1	R-2	R-3	R/CC	RM	C/L	C-1	C-2	TC	C/A	BP	M-1	M-2	Addl Reg
<b>Office Uses</b>														
Corporate Offices*			C			P	P	P	P	P	P	P	P	
General Offices			C			P	P	P	P	P	P	P	P	
Financial Offices*			C			P	P	P	P	P	P	P	P	
Medical Offices*			C			P	P	P	P	P	P	P	C	
<b>Commercial Uses</b>														
Ag Sales/Service*								C				P	P	
Auto Services*						C	C	C				P	P	
Body Repair*								C				P	P	
Equipment Repair*								C				P	P	
Bed and Breakfast						P	P	P	P	P				**
Business Support Services						P	P	P	P	P	P	P	P	
Business/Trade School						C	C	P	P	P	P	P	P	
Campground*														**
Cocktail Lounge						C	C	C	C	C	C	C	C	
Commercial Rec* (Indoor)						C	C	P	P	P	P	P	P	
Commercial Rec* (Outdoor)										P		P	P	
Communication Service						P	P	P	P	P	P	P	P	
Construction Sale/Service*							C	C				P	P	
Consumer Service						P	P	P	P	P	P	P		
Convenience Storage*												P	P	
Food Sales (Convenience)*						C	C	C		C	C	P	P	
Food Sales (Limited)						P	P	P	P	P	P	P	P	

**P** Permitted by right or by right subject to supplemental regulations

**C** Permitted by Conditional Use Permit

**\*** Use Permitted after Site Plan Approval

**Blank** Use not permitted in zoning district, unless established as a lawful nonconforming use

**\*\*** Missouri River corridor

Zoning District Regulations

Use Matrix: Commercial (continued) and Parking Use Types

Use Types	R-1	R-2	R-3	R/CC	RM	C/L	C-1	C-2	TC	C/A	BP	M-1	M-2	Addl Reg
<b>Commercial Uses</b>														
Food Sales (General)						P	P	P	C	P	P	P	P	
Food Sales (Super markets)*						C	C	C	C	C	C	P	P	
Funeral Service			C			P	P	P		P		P	P	
Kennels*												P	P	
Laundry Services												P	P	
Liquor Sales						C	C	C	C	C	C	C	C	
Lodging*						P	P	P	P	P	P	C	C	
Personal Improvement						P	P	P	P	P	P	P	P	
Personal Services						P	P	P	P	P	P	P	P	
Pet Services						P	P	P	P	P	P	P	P	
Research Services						P	P	P	P	P	P	P	P	
Restaurants (Drive-in)*						C	C	P		P	C	C	C	
Restaurants (General)*						P	P	P	P	P	P	C	C	
Restricted Business														
Retail Services (Limited)						P	P	P	P	P	C			
Retail Services (Large)*						C	C	C	C	C	C	P	P	
Retail Services (Mass)*						C	C	C		C		P	P	
Stables*														
Surplus Sales*												C	C	
Trade Services						C	C	C				P	P	
Veh. Storage (Short-term)*												C	C	
Veterinary Services						C	C	C	C	C	C	C	C	
<b>Parking Uses</b>														
Off-Street Parking*						C	C	C	C	C	C	P	P	
Parking Structure*						C	C	C	C	C	C	P	P	

**P** Permitted by right or by right subject to supplemental regulations

**C** Permitted by Conditional Use Permit

**\*** Use Permitted after Site Plan Approval

**Blank** Use not permitted in zoning district, unless established as a lawful nonconforming use

Zoning District Regulations

Use Matrix: Industrial and Transportation Uses

Use Types	R-1	R-2	R-3	R/CC	RM	C/L	C-1	C-2	TC	C/A	BP	M-1	M-2	Addl Reg
<b>Industrial Uses</b>														
Agricultural Industry*												C	C	
Auto rental/Sales*												C		
Construction Yards*												C	C	
Custom Manufacturing						C		C	C	C		P	P	
Equip Rental/Sales												C	C	
Light Industry												P	P	
General Industry*												P	P	
Heavy Industry*													C	
Recycling Collection*													C	
Recycling Processing*													C	
Vehicle Storage (Long-term)*												C	C	
Warehousing (Enclosed)												P	P	
Warehousing (Open)*												C	C	
Aviation*											C	C	P	
Railroad Facilities														C
Truck Terminal*												C	P	
Transportation Terminal*								P		P		P	P	
Alternative Energy Production Devices														C
Amateur Radio Tower	C	C	C	C	C									
Communications Tower*												C	C	
WECS*													C	

**P** Permitted by right or by right subject to supplemental regulations

**C** Permitted by Conditional Use Permit

**\*** Use Permitted after Site Plan Approval

**Blank** Use not permitted in zoning district, unless established as a lawful nonconforming use

**EXHIBIT C: CONDITIONAL USE PERMIT****Permit Holder: THE LANDING RESERVE**

**Project Location:** The Landing Reserve is requesting a conditional use permit to allow for the Limited Resort Lodging and Limited Resort Lodging Accessory Uses on the Pottawattamie County parcels outlined below:

- |                 |            |
|-----------------|------------|
| 1. 754416257001 | 4.18 acres |
| 2. 754416257002 | .84 acres  |
| 3. 754416257003 | .56 acres  |
| 4. 754416257008 | .56 acres  |

Includes (4) parcels adjacent to Carter Lake between Lagoon Drive and Avenue Q. There are (3) parcels with R-1 zoning along the waterfront, and a larger parcel of R-2 zoning along Lagoon Drive, totaling approximately 6.14 acres.

**Permit Time Period and Permit Renewal:**

Conditional use permits are valid for the real property and shall run with the land assuming that the property is in compliance with all zoning requirements and only for the use permitted.

**Permit Amendment:**

Required for any change in use.

**Inspections required:**

Inspections by the Public Health and Safety Official to be conducted on an annual basis.

City of Carter Lake can require more frequent inspections as necessary to ensure compliance with the applicable building, fire, health and safety codes and regulations. The applicable building and fire codes shall be the building and fire codes under which the building permit was issued.

City of Carter Lake can require more frequent inspections as necessary to ensure compliance with this conditional use permit.

**R-1 / R-2 Conditions**

Provides tourist accommodation including guest rooms or suites, which are intended or designed to be used, rented, or hired out to guests intending to occupy the room for less than 32 consecutive days, with various recreational amenities.

The guest rooms or suites are independently accessible from the outside, parking space located on the property, with a minimum unit size of 190 square feet, no more than 2 stories tall, no more than 6 units per acre (averaged over the entire property area), with accessory functions like offices, maintenance, retail, and reception areas provided on the property in separate buildings from the units. *A minimum contiguous site area of 2 acres is required.*

Allow for accessory uses to the Limited Resort Lodging conditional use. These accessory uses are commercial in nature to provide guest services including but not limited to Food

**EXHIBIT C: CONDITIONAL USE PERMIT**

Sales (Limited), Commercial Rec (Outdoor), Cocktail Lounge, Liquor Sales, Personal Improvement, Personal Services, Restaurants (General), Retail Services (Limited), and small events. *A minimum contiguous site area of 3.5 acres is required.*

**Conditions of Use Permit:**

The conditional use permit would be subject to the following items:

1. The property owner (or if contracted for property management services, the property management company) shall provide the City its NAICS (North American Industry Classification System) code classification. The NAICS code must be 7211 Traveler Accommodation, 2362 Nonresidential Building Construction, 5311 Lessors of Real Estate, 5313 Activities Related to Real Estate, or a code falling under one of these (sub-code). This is to confirm that the property owner's use and function of the property is aligned with this conditional use permit and that the owner (or manager) has real estate expertise. The City must be notified in writing within 30 calendar days of any change to the NAICS code classification of the property owner.
2. No guest cabins or event space buildings shall be built within the "Lagoon Drive Buffer Area" highlighted in red on the following site plan.
3. The number of allowed cabins shall be calculated using the total property area less the Lagoon Drive Buffer Area of 1.80 acres.
4. No "camping" by the traditional definition (personal tents).
5. Staff to be present daily on site.
6. Overnight guest requirements:
  - a. Guest information such as name, address, and phone number to be obtained.
  - b. Children under the age of 12 are to be accompanied by an adult while staying on site.
  - c. Swimming and other activities in the lake to cease at sunset.
  - d. Noise: Adherence to the City of Carter Lake noise guidance.
  - e. Golf carts shall adhere to the City of Carter Lake guidance.
7. Parking & Traffic:
  - a. Primary resort guest entrance to be from Avenue Q.
  - b. Overnight street parking by resort visitors is not permitted.
  - c. Resort visitors to display parking passes on dashboard of vehicles to allow for monitoring of parking location, number of vehicles, and phone number of driver.
  - d. A minimum of 1.5 parking stalls per cabin is to be provided. For events, a minimum of 1.5 parking stalls per rented cabin with overnight guests must be maintained in addition to providing .33 parking stalls per event guests (1 stall per 3 person capacity).

**EXHIBIT C: CONDITIONAL USE PERMIT**

8. Screening including fencing and landscape buffers along the perimeter of the resort is required.
9. Complaints, if any, received from the adjacent residential property owner are to be resolved in a fair and reasonable manner.

# EXHIBIT C: CONDITIONAL USE PERMIT REQUEST CONTINUED

- SITE PLAN NOTES**
1. THIS IS A SIMPLE SITE PLAN; SITE DETAILS ARE NOT SHOWN UNLESS OTHERWISE NOTED
  2. THIS IS NOT A LAND SURVEY; PROPERTY LINES ARE BASED ON TAX ASSESSOR'S MAP
  3. THIS SITE PLAN MAY CONTAIN INACCURACIES, INTENTIONAL OR OTHERWISE, AND ALTHOUGH APPROPRIATE FOR GENERAL PLANNING AND DESIGN, SHOULD NOT BE USED TO ESTABLISH PRECISE MEASUREMENTS OF SPACES OR OBJECTS FOUND HEREIN FOR ANY PURPOSE.

**BOUNDARY WORKS**  
1910 DIVISADERO ST #3  
SAN FRANCISCO, CA 94115  
415.203.5132

**THE LANDING RESERVE**  
CARTER LAKE, IA


**DRAWN BY** \_\_\_\_\_  
**CHECKED BY** JVS \_\_\_\_\_  
**PROJECT NO** 20000 \_\_\_\_\_  
**DATE** \_\_\_\_\_ **ISSUE** \_\_\_\_\_

OVERALL SITE PLAN

1" = 50'



**1** OVERALL SITE PLAN  
A1.01 1" = 50'





## HINSON CONSULTING, LLC

LOCAL GOVERNMENT HIRING, PLANNING & FINANCE

### **Proposal**

April 10, 2025

To: Honorable Mayor & City Council, Carter Lake, Iowa

Brent Hinson  
Hinson Consulting, LLC

Re: City Administrator Search Proposal

Dear Mayor and Council:

We are writing to offer our services in assisting with the search for Carter Lake's first City Administrator. Our recruitment team is unmatched for its deep experience in municipal government in Iowa and its resulting Iowa and Midwestern network. We have enjoyed working with the City on the preliminary steps of establishing the position, and now look forward to the selection process.

If selected, we will employ a team with over 130 years of collective Iowa local government experience that has collectively completed over 35 city manager/administrator searches in Iowa since 2013.

Selecting the appropriate person as City Administrator is one of the most important decisions a Council will make, and we have developed a comprehensive process to recruit, screen, and evaluate candidates, providing the best chance possible of finding the perfect fit.

***Hinson Consulting, LLC***  
*hinsonconsultingllc@gmail.com*

**Hinson Consulting, LLC Proposal: Table of Contents**

Our Understanding of the City Administrator Position & Organizational Goals	3
Requested Specifications for Proposal	
Firm Contact Information	3
Firm Overview	3
Consultant Biographies	3-4
Involvement of Staff, Elected Officials, and Community	4-5
Development & Evaluation of Candidate Pool	5-7
Recruitment Timetable	7-8
Proposed Scope of Services & Fees	8-11
Additional Services: Six and/or Twelve-Month Evaluation Process; Organizational Goal-Setting with Mayor, Council & New Administrator; Financial Consulting	11
Appendix: Client Listing	12

## **Our Understanding of the City Administrator Position & Organizational Goals**

Due to our team's deep experience on the front lines of municipal government in Iowa, we are acutely aware of the challenges facing communities like Carter Lake. We understand that to be successful Carter Lake must simultaneously be budget-conscious but forward-thinking, and optimistic yet realistic. It must engage continuously with important community partners and make the most of opportunities. It must build the community in a smart and sustainable way.

It is essential that Carter Lake recruit and retain a highly skilled and committed professional to lead its organizational efforts and to properly advise the Mayor and Council on policy matters. Our aforementioned 130 combined years of local government experience includes 89 years of experience in administrator/manager roles. We understand the combination of broad knowledge, listening ability, leadership, energy, passion, financial & negotiating savvy, character, and many other traits that are necessary to be successful in this role.

### **Specifications for Proposal**

#### **Firm Contact Information:**

Brent Hinson, Principal  
Hinson Consulting, LLC  
60 4<sup>th</sup> Street SW #5  
Mason City, IA 50401  
(641) 373-2535  
[hinsonconsultingllc@gmail.com](mailto:hinsonconsultingllc@gmail.com)

**Firm Overview:** Hinson Consulting, LLC is an Iowa limited-liability corporation established in 2014. The firm specializes in City Administrator/Manager searches, but also performs compensation studies, employment background checks, and financial analysis for local governments in Iowa.

Hinson Consulting, LLC is a single-member LLC owned by Brent Hinson. It proposes to serve as the contracting firm for the proposed services, and will engage as a subconsultants Callahan Municipal Consultants, LLC (Iowa single-member LLC owned by Patrick Callahan), Theia Management Consulting, LLC (Iowa single-member LLC owned by Marketa Oliver), and Mark A. Jackson Consulting, LLC (Iowa single-member LLC owned by Mark Jackson).

***Hinson Consulting, LLC***  
*hinsonconsultingllc@gmail.com*

**Consultant Biographies:**

Consultant **Brent Hinson** has worked in city government for 22 years, having served as Finance Director/City Clerk in Iowa Falls, Iowa; City Administrator in Garner, Iowa; City Administrator in Washington, Iowa; and beginning in August 2021, as Deputy City Administrator/ Finance Director in Mason City, Iowa. Brent is an ICMA Credentialed Manager. He has owned and operated his own consulting firm, Hinson Consulting, LLC since 2014. He is a past Iowa League of Cities Board member and speaker at League and ICMA conferences.

Consultant **Patrick Callahan** has 50 years of experience in city management and executive search in Iowa. He served the communities of Fort Madison, West Point, Maquoketa, and Anamosa in municipal leadership positions, and worked as a municipal consultant for the University of Iowa Institute of Public Affairs, the Brimeyer Group, and Snyder & Associates before starting his own firm, Callahan Municipal Consultants, in 2013. Since 2013, Callahan Municipal Consultants has successfully completed more than 25 administrator/manager searches in Iowa. Pat was inducted into the Iowa League of Cities Hall of Fame in 2001.

Consultant **Marketa Oliver** has worked in city government for 33 years, having served as Assistant to the City Manager in Yakima, WA; City Administrator in Windsor Heights, Iowa; City Manager in Norwalk, Iowa; and her current role of City Administrator in Bondurant, Iowa. Marketa is an ICMA Credentialed Manager and holds the SPHR designation from the Society for Human Resources Management. She received the Iowa City/County Management Association's highest honor, the Joe Lukehart Award for Professional Service, and her cities have received many program excellence awards from the International City/County Management Association.

Consultant **Mark A. Jackson** has worked in city government for 34 years, first as the Village Manager in Homer, Michigan, and since 1993, as the City Administrator in Story City, Iowa. Mark is an ICMA Credentialed Manager and is Past President of the Iowa City/County Management Association and board member of the Iowa League of Cities. He also has provided consulting services upon request by cities for the past 18 years.

**Involvement of Staff, Elected Officials, and Community:** While we have a standard framework for performing our executive searches, we aim to be highly flexible and responsive to your input to ensure the right process for Carter Lake. You are the experts on your community and your organization, and there is no one-size-fits-all approach for

***Hinson Consulting, LLC***  
*hinsonconsultingllc@gmail.com*

ensuring a good process. While we have provided a proposed schedule below as requested, we would be happy to adjust wherever needed to maintain an orderly, inclusive, and ultimately successful process.

The standard framework for our process includes:

- Meet with Mayor & Council to review job description, pay & benefits, etc.
- Meet with Mayor, Council, key staff, and select citizen advisers on an individual basis to discuss qualities desired in the next City Administrator, learn more about the organization's needs, and to gain input on the advertisement of the position.
- Prepare an 8- to 12-page position profile for prospective candidates.
- Prepare & place advertisements on key internet sites & on targeted social media.
- Compile list of potential candidates & make contacts to gauge interest & promote the position opening.
- Receive & catalog applications (we propose to use our applications Gmail account for this purpose and only accept electronic applications).
- Screen candidates; meet with Mayor & Council to narrow the most qualified applicants to a list of finalists.
- Reference checks on finalists.
- Conduct criminal and credit background checks on finalists.
- Conduct formal interview process over a period of two days.
- Negotiations with selected candidate, including employment contract.

We can calibrate the items above listing in a variety of ways, as desired, to meet Carter Lake's expectations for elected official, staff, and citizen involvement.

We have proposed one item in addition to our typical process: a survey of key officials and then a City Council workshop on organizational effectiveness to discuss the roles of the staff and the elected officials and discuss strategies to ensure that all are on the same page and moving in a coordinated manner to improve the community. We have done this in several of our recent searches, and it has been very well received by all participants.

**Development & Evaluation of Candidate Pool:** We are highly connected within and outside the state of Iowa in the city management field and have a strong knowledge of potential candidates that may be interested in and qualified for the position, through an ongoing dialogue with a wide array of city government professionals. We perform many searches within the state of Iowa, so are aware & in touch with both the Iowa-

***Hinson Consulting, LLC***  
*hinsonconsultingllc@gmail.com*

based candidates, as well as those from other states that are interesting in relocating to or returning to Iowa. Our process starts with assembling a list of all such candidates of which we are aware. We will prepare what we believe is the list of the best candidates for Carter Lake. This will be based on the input we receive from staff, elected officials, and citizens, along with our own research and subject matter knowledge. We know many of the potential candidates personally and professionally, and may have worked with them on past searches, so are aware in many cases of not just qualifications for these individuals, but also character and intangibles that may make them particularly suited for Carter Lake. We then make contact with the potential candidates and other key influencers within the Iowa local government to raise awareness of the community and the availability of the position. We use the position profile we will prepare to supplement these efforts. We further advertise in a variety of outlets (with internet sources emphasized), and also seek to be responsive and informative to candidates that may contact us directly about the position, as is often the case.

We are in a challenging time for recruitment; this is true across the economy, but we have seen direct effects on the number of applicants we are seeing in our post-COVID searches. We have recent seen the typical number of applicants in our searches fall to under 20, even as we continue to work harder than ever to recruit applicants. While there are still good candidates out there, the lower numbers make it all the more important that the City has addressed any red flags and has elected officials and staff that are on the same page going into the search.

We have several levels of screening for applicants. First, we develop a qualifications matrix to be able to compare the candidates on the basis of factors such as education, local government experience, and management experience, and relate these to the desired qualifications and attributes identified for the position we are filling. We conduct detailed internet research on candidates via Google searches, targeted websites, etc. We use the results of these screening techniques to discuss among our consultants those that we believe are the best fit for the position on paper. We have several ways to involve the Mayor and City Council in this process. We prefer to bring the Mayor and City Council a group of semi-finalists for closed session discussion, rather than spend valuable elected official time reviewing applications that do not have sufficient merit to move on to the next stage. However, we are flexible in this process, within the bounds of maintaining an appropriate level of confidentiality while complying with Iowa Code Chapters 21 & 22 regarding open meetings/open records. We propose to conduct Zoom interviews of semi-finalists before the Mayor & Council proceed to selection of finalists.

***Hinson Consulting, LLC***  
*hinsonconsultingllc@gmail.com*

The final levels of screening for candidates consist of credit, criminal background, and detailed reference interviews, along with the in-person interviews. We conduct all of our background research prior to the interviews, in order to put the Mayor & Council in the position to make an offer at the conclusion of the interviews. The interview process itself is carefully crafted to allow participants to develop a strong feel for candidate fit and readiness to assume the role of City Administrator.

**Recruitment Timetable:** As stated above, we are flexible in our approach and process, but would anticipate the following timetable at this point in time:

<b>A. Phase I – Advertising &amp; Marketing of Position</b>		
1. Initial Council Meeting to start the process	Consultant Hinson/City Council (Virtual)	April 21
2. Survey of Staff & Elected Officials	Consultant/City	April 22- May 6
3. Preparation of Profile	Consultant	By May 14
4. Council Approval of Profile & Session on Organizational Effectiveness	Consultant/City	May 19
5. Preparation of Advertisements	Consultant	By May 20
6. Placement of advertisement and posting on websites	Consultant	By May 20
7. Emailing of Profiles	Consultant	May 20- June 25
8. Phone Calls to Potential Candidates	Consultant	May 20- June 25
9. Deadline for Applications	-	June 26
<b>B. Phase II – Selection Process</b>		
10. Screening of Candidates	Consultant	June 26-29
11. Selection of Candidates for Zoom Interviews (Special Meeting)	City Council	June 30
12. Zoom Interviews of Candidates (Special Meeting)	Consultant/Council	July 2
13. Email Information to Candidates for Formal Interviews	Consultant	By July 3
14. Education Verification, Credit Checks, & Criminal Background Checks, - Finalists	Consultant	July 3-17

15. Calls on Candidates' References	Consultant	July 3-17
16. Coordination of Interviews	Consultant	July 3-17
17. Finalist Interviews	Consultant/Council	July 18-19
18. Negotiations with Selected Candidate	Consultant/Mayor	July 19-20
19. Approval of Offer of Employment	City Council	July 21
20. Start of Employment		By September 1

The exact dates of each step in the process will be selected after this proposal has been approved and the City has provided additional information regarding the schedules of the City officials involved in the process.

### **Proposed Scope of Services & Fees:**

We propose the following scope of services:

1. Develop recruiting specifications, in conjunction with the City Council, and other key individuals selected by the City Council, that addresses the specific duties, responsibilities, operational issues, education and training, leadership qualities, and other factors that are relevant to the position.
2. Coordinate all stages of the process with the City Council, with the collaboration of key staff members from the City of Carter Lake.
3. Translate the Council requirements into a recruitment brochure, to encompass a nation-wide search, with recruiting activities including selected advertising, networking and direct inquiries, and use of our knowledge of candidates from other searches.
4. Assist the Council in screening the initial pool of applicants to an appropriate number of semi-finalists. Provide the Council with summary reports on semi-finalists and respond to questions.
5. Work with the Council to narrow the semi-finalists group to a list of approximately four finalists, to determine an appropriate interview process, and to discuss preliminary terms of an employment agreement.

***Hinson Consulting, LLC***  
*hinsonconsultingllc@gmail.com*

6. Conduct in-depth interviews, detailed background investigations, and contact references and verify the credentials of finalists. Prepare a report on each finalist. Assist the Council with the candidate interviews.
7. Coordinate and/or conduct any additional assessments and background investigations.
8. Assist the Council with the negotiation of an employment agreement with the selected candidate, as directed by the Council.

### **Fee Proposal**

<b>Task</b>	<b>Lead Role</b>	<b>Fee</b>
1. General oversight & management of process	Consultants	\$1,000
2. Initial Council meeting to start the search process (Consultants virtual)	Consultants/Council	\$250
3. Preparation of Position Profile	Consultant	\$1,250
4. Organizational Survey & Summary Report	Consultant	\$350
5. Council Approval of Profile & Session on Organizational Effectiveness	Council	\$ 500
6. Preparation of List of Potential Candidates	Consultant	\$450
7. Printing or emailing of Profiles	Consultant	\$ 150
8. Preparation of Advertisements	Consultant	\$ 200
9. Placement of Advertisements (includes cost of ads)	Consultant	\$ 850
10. Contacts with Potential Candidates	Consultant	\$ 550
11. Screening of Candidates	Consultants/Council	\$1,250
12. Selection of Candidates for Zoom Interviews - Council Meeting	Consultants/ Council	\$500

13. Zoom Interviews of 6 Finalists	Consultants/Council	\$1,250
14. Selection of Candidates for Formal Interviews	Council	-0-
15. Send Packets of Information to Candidates for Interviews	Consultant	\$300
16. Educational Verification, Credit Checks, & Criminal Background Checks & Report	Consultant	\$750
17. Calls on Candidate References	Consultant	\$1,500
18. Coordination of Interviews & Calls to Candidates	Consultant	\$1,000
19. Formal Interviews – Two Days	Consultant/Council	\$2,200
20. Negotiations with Selected Candidate	Consultant	\$ 300
21. Formal Approval of Offer of Employment	Council	\$0
SUB-TOTAL – Consulting Fee		<b>\$13,600</b>
Expenses – Mileage, copies, & lodging		<b>\$ 1,750</b>
<b>Grand Total – Not to Exceed</b>		<b>\$15,350</b>

We would anticipate billing for monthly progress payments proportionate to the amount of work completed each period, through the completion of the search.

Please consider this division of tasks as a proposal that can be modified to meet the Council's expectations. We are flexible as to the tasks that the Council would wish to assign to us.

If we were to follow the division of tasks, as outlined in this proposal, the consulting fee, plus expenses, would not exceed \$17,600. If the Council wants to change the division of tasks, we can modify the fee according to the Council's needs and expectations.

Based on this scope of service, would have the following expectations of City staff and officials:

- Provide consultants with content for position profile.
- Respond to various information requests during the process.

***Hinson Consulting, LLC***  
*hinsonconsultingllc@gmail.com*

- Provide input throughout the process.
- Various coordination for interview weekend, including arranging tours of Carter Lake, a public reception for candidates, refreshments for formal interview participants, etc.
- Legal review of proposed employment contract (by City Attorney).

### **Additional Services: New Administrator Evaluations and Council Goal Setting**

**Six and/or Twelve Month Performance Evaluation:** If requested by the Council, we can assist the City with initial performance evaluations of the person selected as City Administrator. In cooperation with the Mayor, City Council Members, and City Administrator, we will develop a performance evaluation form and rating system. We will distribute and collect the evaluation forms, summarize them, and present the summary to the Mayor, City Council, and City Administrator. If there is a need for an improvement in some aspect of the performance of the City Administrator, we will provide advice and suggestions, if requested. The fee for this service would be \$800 per evaluation process.

**Mayor/Council Goal-Setting:** We believe one of the most important aspects to success, especially for a new Administrator, is a shared Mayor/Council vision. This allows the new Administrator to focus on what is truly important to start, and what can wait a bit to address. Our consultants are highly experienced with this process, and can build a process to suit Carter Lake. The fee for this service would range from \$1,000 to \$2,500 depending on the depth of the process desired by the City of Carter Lake.

We sincerely thank you for considering our proposal, and look forward to working with you.

Brent, Pat, Mark, and Marketa

## **Appendix**

**Client Listing:** Our consultants have assisted with the following representative city administrator/ manager searches in Iowa in recent years:

<u>Client</u>	<u>Year</u>	<u>Contact</u>
Mason City, Iowa	2018	Perry Buffington, HR Director, 641-424-7130
Sheldon, Iowa	2018	Katricia Meendering, Former Mayor, 712-324-4651
Polk City, Iowa	2019	Jason Morse, Former Mayor, 515-208-3996
Orange City, Iowa	2019	Deb DeHaan, Mayor, 712-541-9016
Burlington, Iowa	2020	Stephanie Stuecker, Finance Director, 319-753-8178
Decorah, Iowa	2021	Lorraine Borowski, Mayor, 563-382-3452
Marion, Iowa	2021	Nick AbouAssaly, Mayor, 319-743-6305
Oskaloosa, Iowa	2022/2025	Alex Valster, Mgmt Analyst, 641-673-9431
Independence, Iowa	2022	Susi Lampe, City Clerk/Treasurer, 319-334-2780
Riverside, Iowa	2019/2023	Allen Schneider, Mayor, 319-330-2102
Fairfield, Iowa	2017/2023	Rebecca Loper, City Clerk, 319-472-6193
Pella, Iowa (Fin Dir)	2023	Mike Nardini, City Administrator, 641-628-4173
Huxley, Iowa (City Admin; City Clerk/ Finance Officer)	2023; 2024	David Haugland, City Administrator, 515-597-2561
Dallas Center, Iowa (CA/Fin Dir)	2024	Danny Beyer, Mayor; 515-918-0656
Red Oak, Iowa	2024	Tim Fridolph, City Council; 712-370-2141
Glenwood, Iowa	2024	Angie Winquist, Mayor; 712-520-1983

## **CITY ADMINISTRATOR**

**01 PURPOSE.** The purpose of this chapter is to create the office of City Administrator and to set forth the duties and powers relative thereto. Carter Lake is a Mayor-Council city pursuant to Iowa Code section 372.4.

**02 OFFICE OF CITY ADMINISTRATOR.** The office of City Administrator is hereby created.. The Administrator shall be a person competent by education and experience to perform the duties imposed upon such person by this chapter.

**03 APPOINTMENT AND TERM.** The City Administrator is to be appointed by a majority vote of the Council, shall hold office at the pleasure of the Council, and shall be subject to removal by majority vote of the Council. The Mayor shall supervise the City Administrator's daily work, duties and obligations.

**04 COMPENSATION.** The City Administrator shall receive an annual salary that the Council shall determine annually during the city budget.

### **05 POWERS AND DUTIES.**

1. Subject to the direction of the Mayor and Council, supervise enforcement and execution of City laws.
2. In coordination with the City Clerk, prepare an agenda and attend all meetings of the Council unless excused by the council.
3. Recommend to the Council such measures as the Administrator may deem necessary or expedient for the good government and welfare of the City.
4. Supervise the official conduct of all employees of the City who are appointed by the City Administrator, and take active control of the departments of the City.

Supervise the performance of all contracts for work to be done for the City, make all purchases of material and supplies, and see that such material and supplies are received, and are of the quality and character called for by the contract.

5. Supervise the construction, improvement, repair, maintenance, and management of all city property, capital improvements, and undertakings of the city, including the making and preservation of all surveys, maps, plans, drawings, specifications, and estimates for capital improvements.

6. Communicate and advise the City Council of any such communication with any administrative agency or board of trustees.
7. Provide for and cause records to be kept of the issuance and revocation of licenses and permits authorized by City law.
8. Keep the Council fully advised of the financial and other conditions of the City, and of its future needs.
9. Prepare and submit to the Council annually the required budgets with a message describing the important features.
10. Conduct the business affairs of the City and cause accurate records to be kept by modern and efficient accounting methods; supervise and direct purchasing activities
11. Make to the Council monthly itemized financial reports in writing, showing the receipts and disbursements for the preceding month. Copies of financial reports must be available at the Clerk's office for public distribution.
12. Appoint administrative staff, with the approval of the Council.
13. Serve as chief personnel officer of the City; employ, reclassify, or discharge all employees (except the city clerk, deputy city clerk, and city attorneys) and fix their compensation, subject to Council approval and Chapter 35C of the *Code of Iowa*.
14. Appoint or employ persons to fill all places for which no other mode of appointment is provided, and administer oaths of office.
15. Suspend or discharge, subject to applicable law and process any officer, appointee, or employee that the Administrator has power to appoint or employ, subject to City Council concurrence.
16. Investigate the affairs and conduct of any department, agency, officer, or employee under the Administrator's supervision, and compel the production of evidence and attendance of witnesses.
17. Administer oaths.
18. Study the City's operating procedures, organizations, and facilities and recommend fiscal and other policies to the Council as necessary.
19. Inform the Council on the progress of its programs and status of its policies. All departmental activity requiring the attention of the council shall be brought before the body by the administrator, and all council involvement in administration initiated by the council shall be coordinated through the city administrator.

20. Coordinate and direct all municipal services provided through the various departments.
21. Inform the council on insurance matters and lawsuits.
22. Assist the Council and the Planning and Zoning Commission in the carrying out of the comprehensive plan and assist in all other forms of planning within the City government.
23. Carry on the management of any present board or commission if such board or commission is abolished or ceases to exist.
24. In case of an emergency, coordinate and supervise all city departments and activities.
25. Perform other duties at the Council's direction, including but not limited to Treasurer duties under Chapter 19 of this Code.

RESOLUTION 2025-

Be it hereby resolved by the City Council of the City of Carter Lake, Iowa that Matthew Cole's wages be set at \$29.03 per hour beginning April 15, 2025. Matthew has been an officer with the Police Department for 1 year.

Recommended by: Union Contract

Passed and approved this 21<sup>st</sup> day of April, 2025.

---

Ron Cumberledge, Mayor

ATTEST:

---

Jackie Carl, City Clerk

RESOLUTION 2025-

Be it hereby resolved by the City Council of the City of Carter Lake, Iowa that Nathaniel Bentzinger's wages be set at \$32.77 per hour beginning April 13, 2025. Nathaniel has been an officer with the Police Department for 4 years.

Recommended by: Union Contract

Passed and approved this 21<sup>st</sup> day of April, 2025.

\_\_\_\_\_  
Ron Cumberledge, Mayor

ATTEST:

\_\_\_\_\_  
Jackie Carl, City Clerk

RESOLUTION 2025-

Be it hereby resolved by the City Council of the City of Carter Lake, Iowa that Robert McCloud's salary be set at \$68,360 annually beginning April 20, 2025. Robert has been employed in the Maintenance Department for 5 years.

Recommended by: Employee handbook – Longevity pay

Passed and approved this 21<sup>st</sup> day of April, 2025.

---

Ron Cumberledge, Mayor

ATTEST:

---

Jackie Carl, City Clerk



environmental services  
772-871-1775

USDOT 3484292 FL

**Response for:**

**REQUESTING BIDS FOR GARBAGE  
CONTRACT**

**Submitted by**

**FCC Environmental Services Nebraska, LLC**

**April 16, 2025**



Environmental Services

**Partnering for a more  
sustainable future**

**James Kirkpatrick**

**General Manager**



Cell: (402) 239-1723

[james.kirkpatrick@fccenvironmental.com](mailto:james.kirkpatrick@fccenvironmental.com)

[www.fccenvironmental.com](http://www.fccenvironmental.com)



## TABLE OF CONTENTS

<b>TABLE OF CONTENTS</b>	<b>2</b>
<b>1. COVER PAGE</b>	<b>3</b>
<b>2. QUALIFICATIONS</b>	<b>7</b>
2.1. EXPERIENCE	13
2.1.1. ORANGE COUNTY, FL	13
2.1.2. POLK COUNTY, FL	14
2.1.3. PALM BEACH COUNTY, FL	15
2.1.4. VOLUSIA COUNTY, FL	16
2.1.5. CITY OF OMAHA, NE	16
2.1.6. VILLAGE OF WELLINGTON, FL	18
2.1.7. CITY OF EDGEWOOD, FL	18
2.1.8. HILLSBOROUGH COUNTY, FL	19
2.1.9. CITY OF PORT ST. LUCIE, FL	20
2.1.10. LAKE COUNTY, FL	21
2.1.11. CITY OF PALM COAST, FL	22
2.1.12. ST. JOHNS COUNTY, FL	22
2.1.13. CLAY COUNTY, FL	23
2.1.14. ST. PAUL, MN	24
2.1.15. BUNCOMBE COUNTY, NC	24
2.1.16. SARASOTA COUNTY, FL	25
2.2. COLLECTION SERVICES FOR CITY OF CARTER LAKE	26
<b>2.2.1. GARBAGE COLLECTION SERVICES</b>	<b>26</b>
2.3. PRICING PROPOSAL	28
2.4. CERTIFICATE OF INSURANCE	29



1. COVER PAGE

April 16th, 2025

Attn: Jackie Carl
City Hall
950 Locust Street
Carter Lake, Iowa 51510

RE: REQUESTING BIDS FOR GARBAGE CONTRACT

FCC Environmental Services Nebraska, LLC is pleased to provide our response to the City of Carter Lake for the "Requesting Bids for Garbage Contract". FCC understands the requirements and scope of this solicitation and is prepared to perform the services requested in the bid package, in compliance with the Draft Agreement, for the Rates submitted within our proposal.

1) FCC -Right Partner

FCC is an international corporation that has been providing waste collection and disposal services since 1911. Today, FCC is proud to provide environmental services across the United States, United Kingdom, Spain, and other countries across Europe tailored to the needs of its partners using the latest technologies and environmentally friendly equipment. As it pertains to the City of Carter Lake, FCC currently has a local facility at 5902 N 16th St., Omaha, NE 68110 which provides fantastic collection service to approximately 140,000 City of Omaha residents. Due to this experience, and with a team of over



100 personnel and over 85 pieces of equipment, FCC will have the capability, and commitment to provide all the equipment and labor to perform all collection services as described within the bid package for the City of Carter Lake.

2) Solid Waste Collection Qualifications and Experience

FCC's Local Management, Performance, Dedication, and its Ability to Adapt to Different Environments are the key factors that have allowed us to provide collection and disposal services for 114 years. Over 60 million people in more than 5,000 municipalities around the world benefit from the services that FCC provides. Employing the most advanced technologies, we continuously improve our ability to manage thousands of tons of solid waste collected every day in some of the world's largest and most vibrant cities, where more than 25 million tons of refuse are collected per year. We employ a variety of collection systems tailored to the needs of each municipality, using a combination of vehicles and containers that are designed to maximize efficiency and minimize the environmental impact in terms of noise and emissions. With FCC as your partner, the City will receive more than simple waste collection services. All materials will be fully collected, transferred, processed, and disposed of, even during emergency and natural disaster situations. Collections will be managed using proven best practices in full compliance with all local, state, and federal regulations.



### 3) Strength of Personnel

FCC is engaged in business worldwide employing over 60,000 employees and has operated within the United States since 2014. FCC's success has been in large part due to the 2,000+ employees in the U.S. that each have a focused passion. The difference between FCC is that each of our business unit operates as a separate, local entity. The people that provide the services are people that live in the area, so the concerns of the City are also our concerns. **FCC will prioritize any hiring efforts with staff from the previous haulers, as well as staff that lives in Carter Lake. FCC will focus on the use of local workers and will invest in the training and development of those employees.**



### 4) Financial Strength

One of the most important items to be considered is the **financial strength** of the company that is proposing the service. **FCC is one of the largest and most established waste management companies in the world.** FCC has achieved solid investment-grade credit ratings from major rating agencies. Most recently, the company has been assigned ratings of BBB- by Fitch. The ratings are based on expectations that management will maintain good liquidity, pursue a moderate financial policy, and allocate capital in a disciplined manner. The credit outlook from this agency for FCC is characterized as stable. In most instances, new capital requests are internally financed by FCC using cash flow from existing operations, allowing our company to purchase new trucks, carts, containers, and facilities without the constraints of third-party creditors.

### 5) Personalized Approach

As with every RFP, FCC takes time and care to ensure that every service proposed is the very best service for that specific community. Our team has taken the same approach for Carter Lake, completing **multiple scouting trips** to develop an exhaustive analysis of the City in order to identify key parameters such as street types, proper equipment, and participation rates for each line of business.

Due to these efforts, FCC has proposed the following concepts specifically for the City of Carter Lake:

- **Reliable Equipment.** In order to provide the very best partnership to the City, FCC will ensure that reliable equipment is always available to provide the services to Carter Lake residents. Therefore, The City may feel confident in knowing that they have a partner who has prioritized their services.
- **Ample Resources.** All personnel and equipment will be dedicated to the City during the collection schedule as stated within our proposal. Furthermore, we have ensured that we will have the proper number of employees and equipment to provide the very best service that Carter Lake deserves. With FCC, the City can take comfort in knowing that they have a partner that will never sacrifice the quality of their service.



- **Local, On-Site Personnel.** In order to ensure that Carter Lake receives a service that has been developed specifically for the City, FCC will utilize local, on-site personnel. In order to do so, FCC will prioritize any required hiring needs with displaced employees from the incumbent as well as local individuals from the Carter Lake area. With on-site administrative personnel, FCC will have the ability to ensure that our team will be subject experts on the collection services for Carter Lake.
- **Proper Equipment for Every Type of Service.** FCC believes in providing the City with the equipment that the collection requires, not just the equipment that is available. Therefore, we have proposed the necessary equipment to provide each type of service described within the RFP. As an example, [FCC has proposed Rear End Load \(REL\) vehicles in order to safely service residents' personal containers, yard waste, and bulk within the City.](#) By proposing this enhanced level of service, Carter Lake may be assured that FCC fully understands the unique opportunities within the City and has proposed the proper equipment for a satisfactory service.
- **Advanced Technology Systems with an Emphasis on Service.** FCC implements service-focused technology into each and every community in which we provide service. From all aspects including monitoring of customer service communications, GPS tracking, Service Confirmation, and Route Optimization. As a show of transparency, City staff will have untethered access to our programs in order to obtain any information that they may desire.
- **Local Experience of Site Staff.** As the exclusive hauler of the neighboring City of Omaha, NE, our Site Staff is well versed in any obstacles that may occur when servicing cold weather Cities. Additionally, due to our experience within the area, our team will have the ability to oversee any and all transition of services tasks in order to ensure that the City receives a seamless collection service at the time of commencement.



## 6) Core Values

FCC's goal is to be "[the environmental company of choice, delivering change for a sustainable future](#)". We ensure that our facilities are healthy and safe environments for our staff, visitors, and stakeholders. This allows us to attract and maintain a staff of very qualified people that perform their duties in an efficient, safe, and environmentally sound manner.





7) Representation as to Accuracy and Completeness of Proposal

The information contained in this Proposal or any part thereof, including exhibits, schedules, and other documents and instruments delivered or to be delivered to the City, are true, accurate, and complete to the Proposer's knowledge. This proposal includes all information necessary to ensure that the statements herein do not in whole or in part mislead the City as to any material facts.

The information contained in this Proposal or any part thereof, are true, accurate, and complete to the Proposer's knowledge. **Please direct any questions about this submission to James Kirkpatrick – General Manager: (402) 239-1723 (T) or [james.kirkpatrick@fccenvironmental.com](mailto:james.kirkpatrick@fccenvironmental.com).**

Sincerely,

A handwritten signature in black ink, appearing to be 'Carlos Puebla', written over a horizontal line.

Carlos Puebla – Senior Vice President of Operations  
5902 N 16<sup>th</sup> St. Omaha, NE 68110  
(832) 930-4701 (T) - (832) 442-3636 (F)  
[carlos.puebla@fcc.environmental.com](mailto:carlos.puebla@fcc.environmental.com)

**2. QUALIFICATIONS**

Having been founded in 1900, FCC is one of the most established waste companies in the world with 124 years of experience as a company. Additionally, FCC has specialized this experience within municipal services, having 114 years of experience starting with its first contract for collection services for municipalities in the City of Barcelona in 1911. This contract award was a very important milestone in the Company's history, as it marked the first entry into the services field. We have been providing collection services uninterruptedly in Barcelona since 1911 through successive contract awards since that time.



It is our goal to not only obtain contracts with municipalities, but to develop long lasting and mutually beneficial partnerships with each entity so that the name FCC becomes synonymous with excellent quality of service. As an example of areas in which we have been most successful in developing those relationships through years and decades of hard work and dedication, FCC has highlighted these communities in which we have provided continuous, uninterrupted service below.

<b>Snapshot</b>					
<b>Location</b>	Madrid, Spain	Valencia, Spain	Barcelona, Spain	Zaragoza, Spain	Bilbao, Spain
<b>Population</b>	3,000,000	790,000	1,600,000	700,000	350,000
<b>Year of 1st Contract</b>	Proudly servicing since <b>1940</b>	Proudly servicing since <b>1957</b>	Proudly servicing since <b>1911</b>	Proudly servicing since <b>1940</b>	Proudly servicing since <b>1972</b>

FCC is one of the world's largest waste management and recycling companies with a presence in over 37 countries. FCC's more than 60,000 employees worldwide interact with citizens daily and focus on constantly increasing sustainability. FCC's services include the collection, post-collection of solid waste, cleaning public roads, maintenance of sewage networks, maintenance of green areas, street furniture, industrial waste treatment and removal, and integrated water management. These activities have a large presence in many areas of Europe, the Americas, and Africa.





As a waste management leader, we have nearly **2.5 million containers, carts, and bins** of all sizes and more than **18,000 trucks** or special vehicles to ensure secure and efficient collection and transport of all waste for further treatment.



With every project and opportunity, FCC maintains a commitment to apply environmentally friendly or green technology as it pertains to our equipment and services whenever possible. As such, FCC has been on the forefront of implementing alternative fuel equipment including electric vehicles over the past 50 years.



By transitioning our Madrid fleet to 100% self-rechargeable electric vehicles, constructing smart recharging stations in Barcelona, and most recently testing the capability of fully-electric vehicles in Hillsborough County, FL, FCC remains the leader in providing clean, sustainable solutions for solid waste services.



FCC VEHICLES						
TYPE	Spain	Portugal	Central Europe	US	UK	TOTAL FCC
Diesel	10,215	116	1,817	580	1,165	13,893
Gasoline	849	0	135	112	20	1,116
CNG	1,417	0	29	546	0	1,992
Electric	1,330	1	19	2	5	1,357
Hybrid – Electric	117	1	5	0	8	131
<b>Total</b>	<b>13,928</b>	<b>118</b>	<b>2,005</b>	<b>1,240</b>	<b>1,198</b>	<b>18,489</b>



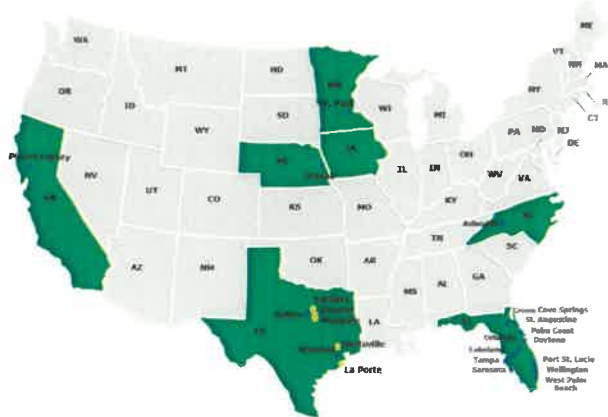
REQUESTING BIDS FOR GARBAGE CONTRACT

The following information is a list of relevant municipal contracts FCC, or its subsidiaries are currently supporting around the U.S. FCC will provide any additional information of the contracts listed if requested.

CONTRACTING MUNICIPALITY	POPULATION SERVED	CONTRACT		CONTRACT PERIOD	ANNUAL REVENUES
		START DATE	END DATE		
Orange County, Florida (Zone 4)	115,000	January 1, 2016	December 31, 2025	10 years	\$5,250,000
Orange County, Florida (Zone 5)	125,000	January 1, 2016	December 31, 2025	10 years	\$5,750,000
Polk County, Florida (West Zone)	225,000	October 1, 2017	September 30, 2024	7 years	\$9,000,000
Palm Beach County, Florida (Zone 3)	225,000	October 1, 2019	September 30, 2026	7 years	\$14,000,000
Palm Beach County, Florida (Zone 4)	240,000	October 1, 2019	September 30, 2026	7 years	\$13,000,000
Polk County, Florida (Commercial)	225,000	September 2, 2019	September 1, 2023	Up to 4 years	\$150,000
Volusia County, Florida	135,000	April 1, 2020	September 30, 2027	7 years	\$11,000,000
Volusia County Facilities, Florida	135,000	March 1, 2021	February 28, 2026	5 years	\$225,000
City of Omaha (Solid Waste), Nebraska	466,000	November 30, 2020	December 31, 2030	10 years	\$24,500,000
City of Omaha (Drop Offs), Nebraska	466,000	January 1, 2021	December 31, 2025	5 years	\$550,000
City of Omaha (Rubbish Roll-Offs), Nebraska	466,000	April 1, 2021	March 30, 2024	3 years	\$70,000
City of Edgewood, Florida	2,977	January 1, 2021	December 31, 2025	5 years	\$400,000
City of Dallas, Texas Single-Stream Recycling Facility	1,100,000	January 1, 2017	December 31, 2034	18 years	\$10,000,000
City of Houston, Texas Single-Stream Recycling	2,200,000	March 11, 2019	March 10, 2034	15 years	\$12,000,000
City of Houston Biosolids, Texas	2,200,000	September 30, 2019	September 29, 2024	5 years	\$5,700,000
City of Garland (TX), Biosolids and Recyclable Materials Processing and Marketing. Included	220,000	December 1, 2019	September 30, 2024	5 years	\$2,000,000
City of Mesquite (TX), Recyclable Materials Processing and Marketing	143,500	February 28, 2022	February 27, 2027	5 years	\$500,000
City of Huntsville (TX), Processing and Marketing Recyclable Materials	40,000	November 23, 2021	November 23, 2022	1 year	\$100,000
Village of Wellington, Florida	65,000	December 30, 2021	September 30, 2031	10 years	\$8,000,000
Hillsborough County, Florida	265,000	January 31, 2022	September 30, 2030	8 years 8 Months	\$20,000,000
Western Placer Waste Management Authority (CA) Landfill Operation	400,000	July 1, 2022	June 30, 2032	10 years	\$3,000,000
Western Placer Waste Management Authority (CA) Recyclables, Organic and C&D Processing	400,000	July 1, 2022	June 30, 2032	10 years	\$45,000,000
Construction of High Diversion Facility, for Western Placer Waste Management Authority (CA)	400,000	July 1, 2022	December 31, 2024	2 years	\$120,000,000 (*)
Hillsborough County Facilities, Florida	265,000	November 1, 2022	October 31, 2025	3 years	\$1,400,000
City of Port St Lucie, Florida	215,000	September 5, 2022	August 31, 2032	10 years	\$39,000,000
Lake County, Florida	75,000	October 1, 2022	September 31, 2027	5 years	\$7,300,000
City of Palm Coast, Florida	90,000	June 1, 2023	May 31, 2030	7 years	\$15,000,000
Hillsborough County Public Schools (HCPS)	n/a	November 1, 2022	October 31, 2025	3 years	\$2,600,000
Volusia County Public Schools (VCPS)	n/a	July 1, 2023	June 30, 2026	3 years	\$750,000
Flagler County Public Schools (FCPS)	n/a	July 1, 2023	June 30, 2026	3 years	\$250,000
Polk County, Florida (RENEWAL)	225,000	October 1, 2024	January 1, 2030	5 years	\$17,000,000
St. Johns County, Florida	295,000	August 1, 2024	July 31, 2031	7 years	\$27,300,000
Clay County, Florida	225,000	October 1, 2024	September 30, 2034	10 years	\$15,600,000
Sarasota County, Florida	225,000	March 30, 2025	March 29, 2032	7 years	\$23,400,000
St. Paul, Minnesota	270,000	November 1, 2024	March 31, 2032	7 years	\$17,500,000
Buncombe County, North Carolina	180,000	January 1, 2025	December 31, 2031	7 years	\$13,000,000
City of Houston Biosolids, Texas (RENEWAL)	2,200,000	January 17, 2025	December 31, 2028	3 years	\$9,000,000
Orange County, Florida (RENEWAL)	240,000	January 1, 2026	December 31, 2032	7 years	\$22,300,000



FCC in the U.S.



**FCC began collection services in the U.S. in 2016 with the awarded contract of Orange County, FL.** Since this initial contract, FCC has rapidly expanded with the addition of fifty-five (55) awarded contracts by governmental entities through our commitment to excellent service and our unwavering promise to being a dedicated partner. FCC collects an estimated 1,350,000 tons of MSW, 200,000 tons of recyclable material, and 300,000 tons of yard waste on an annual basis.

Our company takes immense pride in transitions as they directly impact the residents of the service. **Through our 113 years of experience collecting municipal contracts, we have executed thousands of these successfully.**

FCC has a wealth of experience in successful transitions for large municipalities. Since 2016, we have transitioned several contracts with varying levels of service, both residential and commercial, as well as within varying timeframes to complete the process. **Despite any constraints or variables, FCC has always managed to order and receive ample equipment, hire qualified personnel, secure a facility, and communicate effectively with City/County staff to reassure and confirm every step of the transition.** With the below experience, FCC can ensure that the transition of the City's services will be seamless and uninterrupted.

CONTRACT	PREVIOUS LEVEL OF SERVICE	NEW LEVEL OF SERVICE	TRANSITION LENGTH (MONTHS)	STARTING DATE
Orange County, FL (87k homes)	2X Week Service with Customer Owned Containers	1X Week Service with Carts	5	1/1/2016
Polk County, FL (77k homes)	1X Week Service with Carts	1X Week Service with Carts	12	9/2/2017
Rawlett, TX (19k homes)	1X Week Service with Customer Owned Containers	1X Week Service with Carts	4	10/1/2017
Palm Beach County, FL (117k homes)	2X Week Service with Customer Owned Containers	2X Week Service with Carts	8	10/1/2019
Volusia County, FL (45k homes)	1X Week Service with Customer Owned Containers	1X Week Service with Customer Owned Containers	6	4/1/2020
Edgewood, FL (1k homes)	2X Week Service with Customer Owned Containers	2X Week Service with Customer Owned Containers	3	1/1/2021
Omaha, NE (150k homes)	1X Week Service with Customer Owned Containers	1X Week Service with Carts	11	11/30/2020
Wellington, FL (25k homes)	2X Week Service with Carts	2X Week Service with Carts	7	12/30/2021
Hillsborough County, FL (117k homes)	2X Week Service with Carts	2X Week Service with Carts	8	1/31/2022
City of Port St. Lucie, FL (84K homes)	2X Week Service with Customer Owned Containers	1X Week Service with Carts	3	9/5/2022
Lake County, FL (24K homes)	22K Residents 1X Week Service with Carts 2K Residents 2X Week Service with Carts	22K Residents 1X Week Service with Carts 2K Residents 2X Week Service with Carts	2	10/1/2022
City of Palm Coast, FL (40K homes)	2X Week Service with Customer Owned Containers	2X Week Service With Customer Owned Containers	11	6/1/2023
Polk County, FL (74K homes) RENEWAL	1X Week Service with Carts	1X Week Service with Carts	14	10/1/2024
St. Johns County, FL (110K homes)	1X Week Service with Customer Owned Containers	1X Week Service with Customer Owned Containers	8	8/1/2024
Clay County, FL (72K homes)	1X Week Service with Customer Owned Containers	1X Week Service with Carts	8	10/1/2024
Sarasota County, FL (74K homes)	1X Week Service with Customer Owned Containers	1X Week Service with Carts	12	3/30/2025
City of St. Paul, MN (66k homes)	1X Week Service with Carts	1X Week Service with Carts	12	4/1/2025
Buncombe County, NC (35k homes)	1X Week Service with Carts	1X Week Service with Carts	7	1/1/2025
Orange County, FL (80k homes) RENEWAL	1X Week Service with Carts	1X Week Service with Carts	9	1/1/2026



REQUESTING BIDS FOR GARBAGE CONTRACT

To demonstrate the excellent hard work of our personnel through these transitions, FCC has received several high praising letters of excellence from these municipalities.

Palm Beach County



June 25, 2020
Dear Mr. Sendoro,

The Solid Waste Authority of Palm Beach County (SWA) thanks you and the FCC team for immediately assisting our south county residential customers removing yard waste debris generated from an isolated storm last Friday evening.

We truly appreciate the FCC team working with our customers to remove this large amount of yard waste storm debris generated within this area on their normal scheduled yard waste collection day.

FCC, as a new service provider in Palm Beach County, provided the lowest competitive collection rate for our customers within Service Areas 3 and 4, a new fleet of collection equipment and containers, delivered a perfect seamless transition that included cart deliveries of three (3) different sizes (including last minute community exchange request for a smaller cart) within two very large Service Areas, proactively worked with our team to resolve any and all possible startup issues, and last week immediately providing emergency removal of storm debris in a timely manner.

FCC assembled a very dedicated, professional, knowledgeable, hardworking, customer-oriented team that delivers the highest quality of collection services possible on a consistent basis.

This effort all begins with great leadership. We appreciate and thank you and Mr. Charlie Merkle as the new team exceeding our customer's expectations each and every day!

It is a pleasure working with FCC who share the same values and goals to deliver great customer service, exceeding all expectations on a daily basis.

Thank you very much on behalf of our customers and SWA for a job well done each day!

Sincerely,
John Archambo, Director, Customer Relations

Village of Wellington



A GREAT HOMETOWN

Council:
Aimee Gotsch, Mayor
Michael Drilon, Vice Mayor
John T. McConza, Councilman
Michael J. Papantonio, Councilman
Tanya Skidell, Councilwoman

Manager:
Jim Blaine

Joseph Sendoro
Senior General Manager
FCC Environmental Services
3540 Corporate Way, Suite 250
West Palm Beach, FL

Subject: Performance Evaluation for January- March 2022

Joe,

Based upon reports and data in addition to field observations, Wellington has prepared this document evaluating FCC's performance for January - March this evaluation is presented in companion to the provisions of the Exclusive Franchise Agreement between FCC Environmental Services and The Village of Wellington.

I am Pleased to say that our internal route audits and field observations show no missed routes since the inception of our agreement on December 29th 2021.

I usually don't wait 3 to almost 4 months to send an evaluation with the Transition and the adjustments that go along with it, but we kept in touch over the phone and I would like to congratulate you, Charles, Miguel, Rodney and FCC Corporate, for the smoothest Transition I have ever been involved in.

You were able to provide new trucks, well trained drivers, more efficient routing and at the same time you and FCC became involved in the Wellington Community.

Keep up the good work and I am looking forward to working together.
Thank you and your staff for their hard work and dedication.

Jease Wright

Operations Superintendent | Village of Wellington Solid Waste

12300 Forest Hill Boulevard • Wellington, Florida 33414 • (561) 791-4000 • Fax (561) 791-4045
www.wellingtonfl.gov

City of Port St. Lucie



CITY OF PORT ST. LUCIE
Neighborhood Services Department

TO: Mayor and City Council
VIA: Russ Blackburn, City Manager
THRU: Teresa Lamar-Samo AKCP, Deputy City Manager
FROM: Mariana Feldpausch, Director of the Office of Solid Waste
SUBJECT: FCC Environmental Services Compliments
DATE: January 19, 2023

Staff is providing exciting positive remarks received by the Office of Solid Waste regarding FCC Environmental Services LLC and the services they are providing to the city and its residents.

A resident on SE Mariposa Ave states:
"FCC is going a fantastic job on all of their services."

Another resident who did not disclose their address wrote:
"I did not realize trash/recycle was going to be delayed by a day this week. Therefore, I did a request when it was not picked up. Thankfully, FCC made a phone call less than a business day after and explained why it was not picked up. Finally, a company that, so far is doing a good job picking up on time but also making phone calls explaining why it was delayed."

With enthusiasm another LPSL user wrote:
"I barely put in the request in here they were here hour or two later thank you so much for your great service."

From SE Mohave Ct a resident who misses twice a week service shared:
"just wanted to acknowledge the fact that yard waste and normal garbage and recycling has been picked up here bright and early every Monday. Very happy with the service even though we do miss the twice a week pickups. anyway... good job."

From SW Vermillion Cir we were delighted to receive and log this positive feedback:
"Resident called to give gratitude to her FCC driver "Harris" she said he was very helpful, nice and explained the collection days and procedures on how and where to place her carts. She is proud of the City of PSL & FCC to be standing out with great service."

City of Omaha



Public Works Department
Charles Douglas Easton
1819 Pottam Street, Suite 401
Omaha, Nebraska 68103 (601)
402-444-5223
Fax: 402-444-5248

Robert G. Stubble, P.E.
Public Works Director

February 4, 2021

To: Justin Gallagher
General Manager
FCC Environmental Services Nebraska, LLC
6902 N. 165th St
Omaha, NE 68110

From: Jim Theiler, P.E.
City of Omaha Public Works
Assistant Director - Environmental Services

Re: Thanks for the Outstanding Service and Performance
Justin,

The City of Omaha would like to express our thanks to FCC Environmental Services Nebraska, LLC, for the excellent performance during the week of Monday, January 21st. The City received over a ton of snow, the largest single day snow storm to hit the Omaha area in 45 years (NY), under extremely difficult conditions, and after nearly two full days of delays due to the weather, was able to get all of the garbage and recyclables collected for the week.

As I write this letter I would also like to take the opportunity to thank FCC for the commitment they have shown to the City in meeting the difficult demands of this contract. We understood going in that it was no easy undertaking as completely overhaul the City's solid waste residential collection program overnight, with a new contractor and a new curbed system in place to serve nearly 150,000 residential customers. Startup was not an easy task, I want to thank FCC for bringing in the additional resources needed those first few weeks as our residents adapted to a new system, and as FCC worked to gain efficiencies with new employees learning to use new equipment driving unfamiliar routes. All of this was happening during a time with constant change, as we had more and more customers continue to sign up for our Special Collections Program, or requesting an additional cart.

We tend to hear at times only those that complain, so that seems to get the attention of the media and/or our elected officials. Those that welcome and express satisfaction about the work being performed by FCC and the modernized system that is now in place for our residents far outweigh those that complain. The positives that I get from the City Council members validate that. We sometimes lose sight of the need to thank those that provide important city services. Please extend this thank and expression of gratitude to the entire FCC team.

Sincerely,
Jim Theiler, P.E.
City of Omaha Public Works
Assistant Director - Environmental Services



**From:** Carmen Capezuto <[CarmenC@cityofpsl.com](mailto:CarmenC@cityofpsl.com)>  
**Sent:** Wednesday, September 6, 2023 4:06 PM  
**To:** Brazil, Dan <[dan.brazil@fccenvironmental.com](mailto:dan.brazil@fccenvironmental.com)>; Dahlstrom, Mitchell <[mitchell.dahlstrom@fccenvironmental.com](mailto:mitchell.dahlstrom@fccenvironmental.com)>; Sandora, Joseph <[Joseph.Sandora@fccenvironmental.com](mailto:Joseph.Sandora@fccenvironmental.com)>; Clem, Jeffery <[jeffery.clem@fccenvironmental.com](mailto:jeffery.clem@fccenvironmental.com)>  
**Subject:** Celebrating 1 Year of Service!

Dan and team!

I hope you all are doing well and I truly cannot believe its been a year now of FCC service! Thank you all so much for stepping in and stepping up to help Port St. Lucie in a time of tremendous need. As a customer of FCC, I can attest that the service has been exceptional. You and your entire team should be proud of how they are able to handle a client as large as Port St. Lucie.

Sincerely,  
Carmen



CARMEN A. CAPEZZUTO  
Director of Neighborhood Services

[cityofpsl.com](http://cityofpsl.com)

Office: (772) 871-5010 Email: [carmenc@cityofpsl.com](mailto:carmenc@cityofpsl.com)  
Address: 121 SW Port St. Lucie Boulevard, Port St. Lucie, FL 34984



2.1. EXPERIENCE

2.1.1. ORANGE COUNTY, FL

Since January 2016, FCC has provided collection of solid waste and recyclables on a 10-year contract for Orange County, FL. Collection services provided to **89,973 residential households** include solid waste, recycling, yard waste, and bulky waste. Annually FCC collects **130,000 tons of waste**, with 28 automated side load vehicles, 18 rear load vehicles, and 1 grapple vehicle **all running on CNG fuel**.



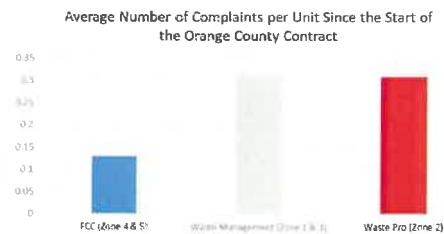
For this contract, **Orange County transitioned from twice per week Solid Waste, rear load, hand pick curbside collection service and once per week recycling in 19G bins to once per week Solid Waste with fully automated side load service of 95G carts and once per week recycling in 95G carts with fully automated side load service.** To help communicate the service changes to all residents, FCC distributed door hangers twice prior to the start of the contract.

The current services for Orange County are as follows:

- **1x per week automated MSW collection of carts with ASL vehicles**
- **1x per week automated recycling collection of carts with ASL vehicles**
- **1x per week yard waste collection of up to 3 cy with rear load vehicles and grapple vehicles**
- **1x per week bulk collection services of up to 3 cy with rear load vehicles**

This contract is ongoing and expected to be completed in 2025. **Over the course of the contract, FCC has become the best performing service provider among the three collection companies providing service to the County.**

The adjacent table shows the average number of complaints per residential unit serviced since the start of the Contract in Orange County; FL as provided by the Orange County Solid Waste Department.



FCC currently provides collection services to zone 4 and 5, Waste Management (Previously Advanced Disposal) to Zone 1 and 3, and Waste Pro to zone 2. **Due to a commitment to a customer service philosophy, FCC has nearly three (3) times less complaints on average than the other haulers.**

The below table contains the contact name, phone number, and email address for Orange County.

Name of Reference:	Orange County Solid Waste Division
Type of Contract:	Collections
Principle Contact Person For the Reference:	Josue Lugo
Phone Number for Contact Person:	(407) 836-6619
Email Address for Contact Person:	<a href="mailto:Josue.Lugo@ocfl.net">Josue.Lugo@ocfl.net</a>



### 2.1.2. POLK COUNTY, FL

FCC was able to successfully manage all challenges that arose during this transition including Hurricane Irma in September 2017. During this time, FCC's team was able to quickly deploy and began to provide services before their start date of **October 1, 2017**, to ensure that they could help serve Polk County citizens by hiring over 60 frontline and management personnel, purchase and receive over 50 pieces of equipment, and secure a facility capable of solid waste services. **Currently, FCC successfully provides weekly garbage, recycle, and yard waste collection to over 78,000 residents and collects approximately 98,900 residential MSW tons, and 17,300 recycling tons.**

The current services for Polk County are as follows:

- **1x per week automated MSW collection with ASL vehicles**
- **1x per week automated recycling collection with ASL vehicles**
- **1x per week yard waste collection with rear load vehicles and grapple vehicles**
- **1x per month bulk collection services with rear load vehicles**

Due to an ongoing excellent partnership with the County, FCC is proud to state that we **have recently renewed this contract for an additional 5 years, being ranked number 1 out of all bidding haulers.** With this renewal, FCC's revenues have grown by more than 50% and as part of our continuous focus on sustainability, our diesel fleet will be replaced by new CNG

The committee convened at approximately 1:32 p.m. All committee members were present. Selection Committee members scored each proposal in alphabetical order using the evaluation criteria and selection process. Elevation Level 2.

The scores are as follows:

<u>Proposer</u>	<u>Score</u>
FCC Environmental Services Florida LLC	80
GFL Solid Waste Southeast LLC	76
Coastal Waste & Recycling of Central FL, LLC	64
Waste Management Inc. of Florida	57

equipment. The new contract was successfully commenced on October 1, 2024 and FCC is excited to continue to provide excellent collection services to Polk County residents until January 1, 2030.

The below table contains the contact name, phone number, and email address for Polk County.

<b>Name of Reference:</b>	<b>Polk County Waste &amp; Recycling Division</b>
<b>Type of Contract:</b>	<b>Collections</b>
<b>Principle Contact Person For the Reference:</b>	Dale Henderson
<b>Phone Number for Contact Person:</b>	(863) 255-1478
<b>Email Address for Contact Person:</b>	<a href="mailto:dalehenderson@polk-county.net">dalehenderson@polk-county.net</a>



### 2.1.3. PALM BEACH COUNTY, FL

In October 2019, FCC began solid waste services for Palm Beach County.

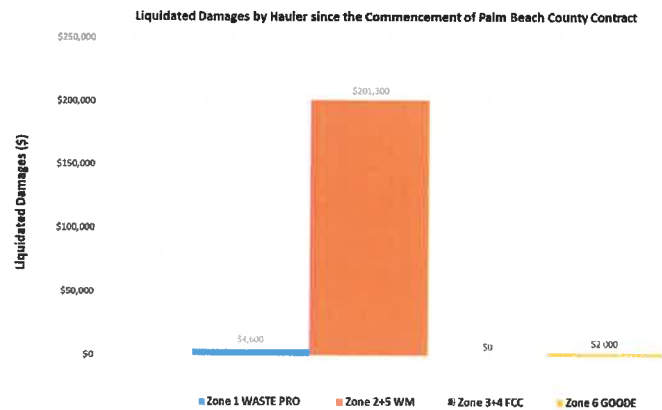
As part of the contract, Palm Beach County transitioned from twice per week MSW service with customer owned containers and bags to twice per week MSW service with residential carts. FCC partnered with the County to ensure that these changes were effectively communicated to the residents so that the new services could commence without trouble.

The current services are as follows:

- 2x per week manual MSW collection including carted material and bulk debris with rear load vehicles
- 1x per week manual dual-stream recycling collection with split body rear load vehicles
- 1x per week yard waste collection with rear load and grapple vehicles dependent on the size of material/pile

Within 8 months of being awarded the contract to the commencement date, FCC was able to order and receive over 90 pieces of equipment including specialized vehicles to allow dual stream recycling service, hired over 100 frontline and support personnel, and secure a facility within the County.

The transition of services consisted of delivering carts of various sizes to more than 111,931 households and working with incumbent haulers Republic Services and Waste Management to exchange 4,122 commercial containers to the FCC new containers. FCC collects and disposes of over 235,000 tons annually and currently services more than 116,523 households between zone 3 & 4 and 4,122 front load and roll off containers. FCC has been the only contracted hauler (out of 4) to not receive any liquidated damages since the start of the contract.



The below table contains the contact name, phone number, and email address for Palm Beach County.

Name of Reference:	Solid Waste Authority of Palm Beach County
Type of Contract:	Collections
Principle Contact Person For the Reference:	Paul Gonsalves
Phone Number for Contact Person:	(561) 697-2700
Email Address for Contact Person:	<a href="mailto:sgonsalves@swa.org">sgonsalves@swa.org</a>

### 2.1.4. VOLUSIA COUNTY, FL

In April 2020, FCC began providing the collection of solid waste, dual-stream recyclable materials, and yard waste/Bulk for over **45,000 single-family homes** in Volusia County FL. FCC **collects and disposes over 63,500 tons** annually.



The current services for Volusia County are as follows:

- **1x per week manual MSW and bulk collection with rear load vehicles**
- **1x per week manual recycling collection with manual side load vehicles**
- **1x per week yard waste collection with rear load vehicles.**

With 6 months to prepare, FCC was able to successfully order and receive over 40 pieces of equipment, hire and train over 40 employees, and complete the purchase of a facility within the County from the former hauler.

**As an additional hurdle, the Volusia contract was transitioned during the COVID-19 pandemic.** During the pandemic, FCC was able to successfully hire all required employees which included existing hauler personnel to ensure that its employees received hiring priority. Throughout the entire process, FCC was able to follow all safety regulations and distance parameters to ensure that no person was at risk throughout the transition.

FCC's success in this transition has carried over through the operational phase of this contract. Thanks to the dedication to our partner in Volusia County and commitment to excellent service, **FCC has not been assessed any liquidated damages since the start of this contract.**

The below table contains the contact name, phone number, and email address for Volusia County.

<b>Name of Reference:</b>	<b>Volusia County Solid Waste Division</b>
<b>Type of Contract:</b>	<b>Collections</b>
<b>Principle Contact Person For the Reference:</b>	<b>Regina Montgomery</b>
<b>Phone Number for Contact Person:</b>	<b>(386) 943-7889</b>
<b>Email Address for Contact Person:</b>	<b><a href="mailto:RMontgomery@volusia.org">RMontgomery@volusia.org</a></b>

### 2.1.5. CITY OF OMAHA, NE

On **November 30, 2020**, FCC began providing the collection of solid waste, and single stream recyclable materials to over **144,000 residences in the City of Omaha, NE**. This transition went through many challenges, as the City and its residents were transitioning from a manual (personal can) curbside collection service to an automated cart service for garbage and every other week recycling. **FCC was able to successfully assemble and deliver approximately 290,000 carts of various sizes to the residents of the City of Omaha.**



In order to properly service the City of Omaha, FCC utilizes a combination of ASL and REL equipment in order to service the residents who place material at the curb and those that place material within the extensive array of alleyways throughout the City. In order to make sure that our service remains consistent throughout the severe changes in weather, FCC implemented company-owned and operated plows and salt spreaders throughout the City to make sure that all alleyways and roads are accessible, and no service delays are experienced.



As a result of this extensive analysis and care for the services within the City, FCC has not been assessed any liquidated damages since the start of this contract.

The current services in the City of Omaha are as follows:

- 1x per week carted MSW service with a combination of automated side load and rear load vehicles
- Every other week carted recycling service with automated side load vehicles.
- 1x per week (seasonal) yard waste collection with rear load vehicles.

With 11 months to prepare, FCC was able to order and receive over 80 pieces of equipment, hire and train over 90 employees, secure and develop a facility supportive of solid waste collection services, and order and deliver over 290,000 carts as stated previously.

In addition to the change in how the waste was collected, FCC was able to successfully transition the City during the COVID-19 pandemic. During the pandemic, the FCC team ensured that it met all the health and safety requirements to ensure that all employees and potential employees maintained proper social distancing guidelines. FCC was able to successfully hire all required employees which included existing hauler personnel to ensure that its employees received hiring priority. FCC collects approximately 148,000 residential MSW tons, and 18,000 recycling tons.



Currently, FCC services 144,407 residential units in the City of Omaha, and thanks to the proper route planning, ample resources including personnel and equipment, and the dedication of staff to service, FCC has been able to absorb the growth into existing routes without any delay in services.

The below table contains the contact name, phone number, and email address for the City of Omaha.

Name of Reference:	City of Omaha
Type of Contract:	Collections
Principle Contact Person For the Reference:	James Kee
Phone Number for Contact Person:	(402) 444-3909
Email Address for Contact Person:	<a href="mailto:james.kee@cityofomaha.org">james.kee@cityofomaha.org</a>



### 2.1.6. VILLAGE OF WELLINGTON, FL

On **December 31, 2021**, FCC began services for the Village of Wellington for the collection of waste, recyclables, yard, and bulk waste of over 24,000 residents and 700 commercial containers.

The current services in the Village of Wellington are as follows:

- **2x per week carted MSW service with automated side load vehicles**
- **1x per week manual dual-stream recycling collection with split body rear load vehicles.**
- **1x per week yard waste & bulk collection with rear load and grapple vehicles dependent on the size of material/pile.**

With 7 months to prepare, FCC was able to order and receive over 15 pieces of equipment, hire and train over 20 employees, and extend the existing FCC yard and offices in Palm Beach County to support the Village of Wellington contract. FCC currently provides collection services to **24,403 residents and 700 commercial customers**. FCC was able to successfully transition this Contract from Waste Management with an excellent recommendation from the Village. **FCC has not been assessed any liquidated damages since the start of this contract.**

The below table contains the contact name, phone number, and email address for the Village of Wellington.

Name of Reference:	Village of Wellington
Type of Contract:	Collections
Principle Contact Person For the Reference:	Jesse Wright
Phone Number for Contact Person:	(561) 791-4078
Email Address for Contact Person:	<a href="mailto:jwright@wellingtonfl.gov">jwright@wellingtonfl.gov</a>

### 2.1.7. CITY OF EDGEWOOD, FL

On January 4, 2021, FCC began providing Refuse, Recycling, Yard, and Bulk waste collection services to over **868 residences, and 106 franchised commercial collections within the City of Edgewood**. This contract required FCC to work with the existing hauler to ensure that the commercial businesses within the City of Edgewood were not impacted due to the change of their service provider. FCC successfully delivered all required containers and worked with the commercial customers to ensure they received the level of service they required.

**FCC has not been assessed any liquidated damages since the start of this contract.**

The current services in the City of Edgewood are as follows:

- **2x per week carted MSW service with rear load vehicles**
- **1x per week recycling service with rear load vehicles.**
- **1x per week yard waste collection with rear load vehicles.**

The below table contains the contact name, phone number, and email address for the City of Edgewood.

Name of Reference:	City of Edgewood
Type of Contract:	Collections
Principle Contact Person For the Reference:	Sandy Riffle
Phone Number for Contact Person:	(407) 851-2920
Email Address for Contact Person:	<a href="mailto:sriffle@edgewood-fl.gov">sriffle@edgewood-fl.gov</a>

### 2.1.8. HILLSBOROUGH COUNTY, FL

On June 3, 2021, FCC was awarded an 8 year and 8-month contract for the collection of one of three collection zones for residents of Hillsborough County, FL. FCC began providing services on January 31, 2022, to 111,575 residents within its zone.



The current services for Hillsborough County are as follows:

- 2x per week carted MSW collection with automated side load vehicles.
- 1x per week carted recycling collection with automated side load vehicles
- 1x per week yard waste collection with rear load vehicles.
- On-Call bulk services.

With 8 months to prepare, FCC was able to order and receive more than 100 pieces of frontline and spare equipment, hire more than 130 frontline and support personnel, as well as secure a facility including the construction of a CNG fueling station.

Additionally, FCC is 1 of 3 exclusive haulers allowed to provide commercial collections within Hillsborough County. Allowed to begin delivering containers January 1, 2023, per the contract, FCC was able to successfully transition each of these customers to ensure that there was no interruption in service experienced.

Moreover, FCC was awarded the collection of Hillsborough County Facilities and School District with services started on November 1, 2022. FCC is providing services to over 300 frontload and roll-off locations. With less than 3 months to transition, FCC was able to facilitate the swapping of nearly 350 containers in order to make sure that collection services remained uninterrupted or delayed

Currently, due to rapid growth within the County, FCC provides service to 122,136 residential units and 3,180 commercial customers. Thanks to proper route planning and ample resources, FCC has been able to absorb this growth and continue satisfactory services without interruption.

The below table contains the contact name, phone number, and email address for Hillsborough County.

Name of Reference:	Hillsborough County Solid Waste Division
Type of Contract:	Collections
Principle Contact Person For the Reference:	Bryant Johnson
Phone Number for Contact Person:	(813) 272-5680
Email Address for Contact Person:	<a href="mailto:Johnsonbt@HillsboroughCounty.org">Johnsonbt@HillsboroughCounty.org</a>

### 2.1.9. CITY OF PORT ST. LUCIE, FL

In May 2022, FCC was awarded a 7-year contract to provide collection services for the City of Port St. Lucie. FCC started to provide services on September 5, 2022, to over 80,000 residents.

As part of the contract, the City of Port St. Lucie transitioned from twice per week manual MSW service with customer owned containers and bags to once per week automated MSW service with residential carts. Additionally, the City transitioned from weekly bulk collection to monthly collection and limited the amount of yard waste to 4 cubic yards per collection.



FCC partnered with the City extensively to ensure that these changes were effectively communicated to the residents so that the new services could commence without trouble.

The current services for the City of Port St. Lucie are as follows:

- 1x per week carted MSW collection with automated side load vehicles
- 1x per week carted recycling collection with automated side load vehicles
- 1x per week yard waste collection with rear load vehicles
- 1x per month bulk collection with rear load vehicles

Additionally, FCC provides commercial collections within the City to over 1,200 customers. Within this extremely tight timeframe, FCC was able to successfully secure over 80 pieces of collection equipment and employ over 100 full time employees prior to the start of the contract. FCC has not been assessed any liquidated damages since the start of this contract.

With rapid growth in this area, FCC currently provides services to 86,790 residents. Due to excellent route planning and ample resources, FCC has been able to absorb this growth without any delays in service.

The below table contains the contact name, phone number, and email address for the City of Port St. Lucie.

Name of Reference:	City of Port St. Lucie
Type of Contract:	Collections
Principle Contact Person For the Reference:	Mariana Feldpausch
Phone Number for Contact Person:	(772) 259-1836
Email Address for Contact Person:	<a href="mailto:mfeldpausch@cityofpsl.com">mfeldpausch@cityofpsl.com</a>

### 2.1.10. LAKE COUNTY, FL

On **October 3, 2022**, FCC agreed to an emergency contract with Lake County for the collection services of garbage, recycling, yard waste, and bulk collection for approximately **24,000 households**.

**With only 6 weeks of time to prepare**, FCC invested capital of \$12 million which included the ordering and acquisition of more than 20 pieces of equipment, hired and trained 29 new employees, and secured a facility equipped for solid waste operations. As part of the facility upgrades to the site, FCC installed a CNG station capable of supporting the service equipment on site.

The current services in the Lake County are as follows:

- **1x per week carted MSW service with automated side load vehicles**
- **1x per week carted recycling collection with automated side load vehicles.**
- **1x per week yard waste collection with rear load and grapple vehicles dependent on the size of material/pile.**
- **Bulk services on-call**

In addition to this impressive feat of starting in such a short time window, FCC was also able to order and receive **four specialized 4-wheel drive rear load vehicles** that are equipped to handle the unique terrain of Lake County. These trucks are able to provide excellent service to all private, non-paved, and sugar sand type of roadways at the curbside of these residents.



The below table contains the contact name, phone number, and email address for Lake County.

Name of Reference:	Lake County
Type of Contract:	Collections
Principle Contact Person For the Reference:	David Salinas
Phone Number for Contact Person:	(352) 253-1670
Email Address for Contact Person:	<a href="mailto:david.salinas@lakecountyfl.gov">david.salinas@lakecountyfl.gov</a>

### 2.1.11. CITY OF PALM COAST, FL

FCC began the collection services for the City of Palm Coast on June 1<sup>st</sup>, 2023. In preparation for services to nearly 40,000 residential units, FCC purchased and received 34 pieces of CNG-fueled equipment, hired, and trained over 40 employees, and further developed the existing Volusia County site to properly store and maintain the new contract. As a commitment to excellent customer service, FCC has not received any liquidated damages since the start of the contract.



The services that FCC provides to the City are as follows:

- 2x per week manual MSW/bulk collection with rear load vehicles
- 1x per week manual recycling collection with rear load vehicles
- 1x per week yard waste collection with rear load and grapple vehicles

The below table contains the contact name, phone number, and email address for the City of Palm Coast.

Name of Reference:	City of Palm Coast
Type of Contract:	Collections
Principle Contact Person For the Reference:	Alyssa Roscoe
Phone Number for Contact Person:	(386) 986-2394
Email Address for Contact Person:	<a href="mailto:aroscoe@palmcoastgov.com">aroscoe@palmcoastgov.com</a>

### 2.1.12. ST. JOHNS COUNTY, FL

In December 2023, St. Johns County (FL) awarded FCC the contract for the collection of residential solid waste in St. Johns County. FCC began providing collection services to approximately 112k residential units, starting on August 1, 2024.



In preparation for these services, FCC has purchased 67 pieces of CNG-fueled equipment, hired and trained over 130 employees and has purchased/developed a local facility within the County site to properly store and maintain the new contract.

The services that FCC provides to the County are as follows:

- 1x per week manual MSW/bulk collection with rear load vehicles
- 1x per week carted recycling collection with automated side load vehicles
- 1x per week yard waste collection with rear load and grapple vehicles



The below table contains the contact name, phone number, and email address for St. Johns County.

Name of Reference:	St. Johns County
Type of Contract:	Collections
Principle Contact Person For the Reference:	Ben Bright
Phone Number for Contact Person:	(904) 209-0252
Email Address for Contact Person:	<a href="mailto:bbright@sjcl.us">bbright@sjcl.us</a>

### 2.1.13. CLAY COUNTY, FL

In February 2024, Clay County (FL) awarded FCC the contract for the collection of residential solid waste. FCC began providing collection services to approximately 73k residential units, starting on October 1, 2024.

In preparation for these services, FCC has purchased 41 brand-new vehicles/equipment, hired and trained over 68 employees, and purchased/developed a local facility within the County site to properly store and maintain the new contract.

The services that FCC provides to the County are as follows:

- 1x per week carted MSW collection with automated side load vehicles and specialized 4-wheel drive pup rear load vehicles
- 1x per week yard waste collection with standard rear load and specialized 4-wheel drive pup rear load vehicles
- 1x per month bulk collection with rear load and stake body vehicles

The below table contains the contact name, phone number, and email address for Clay County.

Name of Reference:	Clay County
Type of Contract:	Collections
Principle Contact Person For the Reference:	Milton Towns
Phone Number for Contact Person:	(904) 284-6374
Email Address for Contact Person:	<a href="mailto:milton.towns@claycountygov.com">milton.towns@claycountygov.com</a>



### 2.1.14. ST. PAUL, MN

In March 2024, St. Paul (MN) awarded FCC the contract for the collection of recyclables from multifamily properties with more than 5 dwelling units which commenced on November 1, 2024. Additionally, FCC has recently begun providing garbage collection services to approximately 66k residential units, which started on April 1, 2025.

In preparation for these services, FCC has purchased 40 brand-new vehicles/equipment, hired and trained over 59 employees, and purchased and developed a local facility within the City to properly store and maintain all resources for the new contract.

The services that FCC provides to the City are as follows:

- Recyclable collection in carts and dumpsters with standard rear load vehicles with lift bar and cable.
- 1x per week carted MSW collection with automated side load vehicles and pup rear load vehicles
- 1x per week seasonal subscription yard waste collection from April to November with standard rear load vehicles
- 1x per month bulk collection with rear load and stake body vehicles

The below table contains the contact name, phone number, and email address for the City of St. Paul.

Name of Reference:	City of St. Paul
Type of Contract:	Collections
Principle Contact Person For the Reference:	Sarah Haas
Phone Number for Contact Person:	(651) 266-6216
Email Address for Contact Person:	<a href="mailto:sarah.haas@ci.stpaul.mn.us">sarah.haas@ci.stpaul.mn.us</a>

### 2.1.15. BUNCOMBE COUNTY, NC

In May 2024, Buncombe County (NC) awarded FCC the contract for the collection of residential solid waste. FCC will provide collection services to approximately 35k residential units, starting on January 1, 2025.

In preparation for these services, FCC purchased 29 brand-new vehicles/equipment, hired and trained over 43 employees, and purchased and developed a local facility within the County to properly store and maintain the new contract.

The services that FCC provides to the County are as follows:

- 1x per week carted MSW collection with automated side load, standard REL and specialized 4-wheel drive pup rear load vehicles
- Every Other Week carted Recyclables collection with automated side load, Standard REL, and specialized 4-wheel drive vehicles
- On-Call bulk collection with rear load and stake body vehicles



The below table contains the contact name, phone number, and email address for Buncombe County.

Name of Reference:	Buncombe County
Type of Contract:	Collections
Principle Contact Person For the Reference:	Dane Pedersen
Phone Number for Contact Person:	(828) 250-5460
Email Address for Contact Person:	<a href="mailto:dane.pedersen@buncombecounty.org">dane.pedersen@buncombecounty.org</a>

### 2.1.16. SARASOTA COUNTY, FL

In March 2024, **Sarasota County (FL)** awarded FCC the contract for the collection of residential and commercial solid waste for the South District of the County. FCC recently began to provide collection services to **approximately 95k residential units and 1,300 commercial businesses**, starting on **March 30, 2025**.

In preparation for these services, FCC purchased **74 brand-new CNG vehicles/equipment**, hired and trained over 90 employees, and purchased and developed a local facility within the County site to properly store and maintain the new contract. The services that FCC provides to the County are as follows:

- **1x per week carted MSW collection with automated side load vehicles**
- **1x per week carted Recycle collection with automated side load vehicles**
- **1x per week yard waste collection with standard rear load and grapple vehicles**
- **1x per quarter bulk collection with grapple and stake body vehicles**
- **As needed services for commercial businesses with front load and roll off vehicles**

The below table contains the contact name, phone number, and email address for Sarasota County.

Name of Reference:	Sarasota County
Type of Contract:	Collections
Principle Contact Person For the Reference:	Oland Stokes
Phone Number for Contact Person:	(941) 861-6731
Email Address for Contact Person:	<a href="mailto:ostokes@scgov.net">ostokes@scgov.net</a>



## 2.2. COLLECTION SERVICES FOR CITY OF CARTER LAKE

FCC has conducted an extensive inspection of the City of Carter Lake and developed the optimal approach to provide the very best services to all residents within the City.

Personalized collection strategies and dedicated partnership is how FCC provides industry-leading service. For the City, FCC has developed collection approaches for all services described within the RFP. With personalized collection, FCC has additionally developed foundational processes that will ensure the successful transition of services and ensure the continued success of all collections throughout the duration of the contract. The below sections highlight these processes.

### 2.2.1. GARBAGE COLLECTION SERVICES

After a concise survey and analysis of Carter Lake, FCC will perform garbage collections for residents with 1 route consisting of 1 Driver, 1 Helper, and a 25 CY Rear Load vehicle.

FCC will service the City's garbage in 2 sections on a Wednesday/Thursday schedule in order to minimize any potential changes to the existing collection. This way, FCC will have a better ability to provide a seamless transition to residents by avoiding any unnecessary day changes. FCC will work closely with the City to determine the balance of each section so that any potential changes will be identified as soon as possible so that necessary communication can be delivered to the residents in a timely manner.

FCC will deliver all solid waste material to Loess Hills Landfill as outlined within the draft agreement.

As a summary to the performances of FCC's garbage routes:

EFFICIENCY PER WORKING DAY			
1 DISPOSAL TRIP	Truck Type	N° Units collected/daily	N° Drive-byes/daily work
		REL truck	600

MEASURING RESIDENTIAL SOLID WASTE COLLECTION SERVICE IN ORDER TO TIME								
1 DISPOSAL TRIP	Truck Type	N° units collected/day	N° Drive-byes/daily work	N° Routes/Day (Calculation)	N° Routes/Day (Rounded)	Collected Tn/day	Loads/w.day	Tn/Load/Route
		REL truck	595	595	0.99	1.00	7.50	1

### 2.2.2. PROPOSED RECYCLABLE MATERIAL RESIDENTIAL COLLECTION SERVICES

FCC will perform weekly recycle collections for residents with 1 collection route comprised of consisting of 1 Driver, 1 Helper, and 1 rear load vehicle. FCC will service the City's recyclables on Monday in order to minimize any potential changes to the existing collection. As stated in the prior section, FCC has proposed this option to ensure a seamless transition of services for the City.

FCC will deliver all recycling material to Firstar Fiber as outlined within the draft agreement.



**Reducing the Number of Rejects Produced**

By servicing the City’s recycling with rear load vehicles and a Driver/Helper pair, FCC will have the ability to witness the contents within each cart prior to and during the collection of the material. If contamination is seen prior to the service, then FCC employees will be trained to remove the contamination if possible and collect the recyclable material. The non-conforming material will be left with the container, and a tag will be applied explaining the contamination and how to correct. If the contamination is too wide-spread and unable to be easily removed, then FCC will proceed with the tagging process but will not collect the cart so as to avoid contamination of the entire load.

As a summary to the performance of FCC’s recycling route:

EFFICIENCY PER WORKING DAY			
1 LOAD	Truck Type	N° Units collected/daily	N° Drive-byes/daily work
	REL truck	600	1,200

MEASURING RESIDENTIAL RECYCLABLE MATERIALS COLLECTION SERVICE IN ORDER TO TIME								
1 LOAD	Truck Type	N° units collected/day	N° Drive-byes/daily work	N° Routes/Day (Calculation)	N° Routes/Day (Rounded)	Collected Tn/day	Loads/w.day	Tn/Load/Route
	REL truck	595	1,190	0.99	1.00	4.00	1.0	4.00

**2.2.3. PROPOSED YARD WASTE COLLECTION SERVICES**

FCC’s **garbage route will collect weekly yard waste from participating households on same schedule when garbage collection occurs.** By collecting yard waste and garbage simultaneously, FCC will support the quality of the City’s environment and infrastructure by reducing the number of large vehicles traveling across City streets as well as reducing the number of trips to each participating household.

**2.2.4. PROPOSED BULK WASTE COLLECTION SERVICES**

FCC will perform weekly bulk waste collections on an on-call basis in which residents will be required to call FCC to schedule bulk collection by Monday of each week (recycling day) in order to have bulk items collected by Wednesday/Thursday (garbage day). FCC’s proposal for bulk waste collections includes a limit of up to 2 items per household per week and would only include the collection of items that are approved to be disposed of at Loess Hills Landfill.

All received work orders will be assigned to our Garbage route on resident’s scheduled collection day (Wednesday/Thursday) so that our Driver is fully aware of the participating households when navigating the route.

By collecting bulk on the scheduled garbage days, FCC will reduce the overall impact of our collection on the City’s environment and infrastructure. Furthermore, by collecting bulk waste with our garbage routes, FCC has developed synergies within our collection schedule. Therefore, as a partner to the City of Carter Lake, FCC has included the cost the bulk collection within our base rate and will require **no additional charge to the City or its residents** at the time of scheduling the request.



### 2.3. PRICING PROPOSAL

Below is FCC's rate for City's requested services of garbage, recycling, yard waste, and bulk collection. However, as a dedicated partner and leader in collection services, FCC is willing to discuss and negotiate any portion of our proposal and pricing.

Base Proposal Services:

- 1 x weekly manual garbage collection of customer-owned containers up to 175 total gallons (35 gal\*5 containers)
- 1 x weekly manual recycling collection of City-provided bins
- 1 x weekly yard waste collection
- 1 x weekly on-call bulk service – up to 2 landfill-approved items per week

Base Proposal Rate assuming an initial term of 3 years: **\$24.68/household**

Base Proposal Rate assuming an initial term of 5 years: **\$24.44/household**

*\*FCC's price/household does not include the cost of disposal for any material as per the draft agreement. FCC's price/household assumes that residents/the City will provide all containers/bins under this agreement. FCC's price/household has considered a rate increase process as outlined within section 7 of the draft agreement.*



2.4. CERTIFICATE OF INSURANCE

**ACORD** **CERTIFICATE OF LIABILITY INSURANCE** DATE(MM/DD/YYYY)  
04/03/2025

THIS CERTIFICATE IS ISSUED AS A MATTER OF INFORMATION ONLY AND CONFERS NO RIGHTS UPON THE CERTIFICATE HOLDER. THIS CERTIFICATE DOES NOT AFFIRMATIVELY OR NEGATIVELY AMEND, EXTEND OR ALTER THE COVERAGE AFFORDED BY THE POLICIES BELOW. THIS CERTIFICATE OF INSURANCE DOES NOT CONSTITUTE A CONTRACT BETWEEN THE ISSUING INSURER(S), AUTHORIZED REPRESENTATIVE OR PRODUCER, AND THE CERTIFICATE HOLDER.

**IMPORTANT:** If the certificate holder is an ADDITIONAL INSURED, the policy(ies) must have ADDITIONAL INSURED provisions or be endorsed. If SUBROGATION IS WAIVED, subject to the terms and conditions of the policy, certain policies may require an endorsement. A statement on this certificate does not confer rights to the certificate holder in lieu of such endorsements.

<b>PRODUCER</b> Aon Risk Services Northeast, Inc. New York NY Office One Liberty Plaza 165 Broadway, Suite 3201 New York NY 10006 USA	<b>CONTACT</b> FAX No. Em: (866) 283-7122      TOLL free: (800) 363-0105 <b>EMAIL:</b>  <b>INSURERS AFFORDING COVERAGE</b> <table border="1" style="width: 100%; border-collapse: collapse;"> <tr><td>INSURER A:</td><td>Crum &amp; Forster Specialty Insurance Co.</td><td>44520</td></tr> <tr><td>INSURER B:</td><td>Everest Premier Insurance Company</td><td>16045</td></tr> <tr><td>INSURER C:</td><td>Everest National Insurance Co</td><td>10120</td></tr> <tr><td>INSURER D:</td><td></td><td></td></tr> <tr><td>INSURER E:</td><td></td><td></td></tr> <tr><td>INSURER F:</td><td></td><td></td></tr> </table>	INSURER A:	Crum & Forster Specialty Insurance Co.	44520	INSURER B:	Everest Premier Insurance Company	16045	INSURER C:	Everest National Insurance Co	10120	INSURER D:			INSURER E:			INSURER F:		
INSURER A:	Crum & Forster Specialty Insurance Co.	44520																	
INSURER B:	Everest Premier Insurance Company	16045																	
INSURER C:	Everest National Insurance Co	10120																	
INSURER D:																			
INSURER E:																			
INSURER F:																			

**INSURED**  
 FCC Environmental Services Nebraska, LLC  
 5902 N 16th Street  
 Omaha NE 68130 USA

**COVERAGES**      **CERTIFICATE NUMBER:** 570111992263      **REVISION NUMBER:**

THIS IS TO CERTIFY THAT THE POLICIES OF INSURANCE LISTED BELOW HAVE BEEN ISSUED TO THE INSURED NAMED ABOVE FOR THE POLICY PERIOD INDICATED. NOTWITHSTANDING ANY REQUIREMENT, TERM OR CONDITION OF ANY CONTRACT OR OTHER DOCUMENT WITH RESPECT TO WHICH THIS CERTIFICATE MAY BE ISSUED OR MAY PERTAIN, THE INSURANCE AFFORDED BY THE POLICIES DESCRIBED HEREIN IS SUBJECT TO ALL THE TERMS, EXCLUSIONS AND CONDITIONS OF SUCH POLICIES. LIMITS SHOWN MAY HAVE BEEN REDUCED BY PAID CLAIMS. Limits shown are as requested

CLASS	TYPE OF INSURANCE	INSURED	W/O	POLICY NUMBER	ISSUE DATE (MM/DD/YYYY)	EXPIRES (MM/DD/YYYY)	LIMITS
A	<input checked="" type="checkbox"/> COMMERCIAL GENERAL LIABILITY <input type="checkbox"/> CLAIMS-MADE <input checked="" type="checkbox"/> OCCUR  DEFIL AGGREGATE LIMIT APPLIES PER: <input type="checkbox"/> POLICY <input type="checkbox"/> A <input type="checkbox"/> SECT <input checked="" type="checkbox"/> LOC <input type="checkbox"/> OTHER			EPK146316	12/31/2023	05/01/2025	EACH OCCURRENCE \$1,000,000 DAMAGE TO RENTED PREMISES (Per occurrence) \$500,000 MED EXP (Any one person) \$25,000 PERSONAL & ADY INJURY \$1,000,000 GENERAL AGGREGATE \$2,000,000 PRODUCTS - COMP/OP AGG \$2,000,000 Pollution Liability \$1,000,000
C	AUTOMOBILE LIABILITY <input type="checkbox"/> ANY AUTO <input type="checkbox"/> OWNED AUTOS ONLY <input type="checkbox"/> SCHEDULED AUTOS <input type="checkbox"/> HIRED AUTOS ONLY <input type="checkbox"/> NON-OWNED AUTOS ONLY <input checked="" type="checkbox"/> Comb. One Side <input checked="" type="checkbox"/> Car. One Side			RM5CA00068-241	12/31/2024	05/01/2025	COMBINED SINGLE LIMIT (See schedule) \$2,000,000 BODILY INJURY (Per person) BODILY INJURY (Per accident) PROPERTY DAMAGE (Per accident)
A	UMBRELLA LIAB <input checked="" type="checkbox"/> OCCUR <input checked="" type="checkbox"/> EXCESS LIAB <input type="checkbox"/> CLAIMS-MADE DED      RETENTION			EFX124382	12/31/2023	05/01/2025	EACH OCCURRENCE \$5,000,000 AGGREGATE \$5,000,000
B	WORKERS COMPENSATION AND EMPLOYERS' LIABILITY <input checked="" type="checkbox"/> Y1B <input type="checkbox"/> Y1A (Statutory in NM) If you describe under DESCRIPTION OF OPERATIONS below			RM5WC0009724L AOS RM5WC0009824L FL SIR applies per policy terms & conditions	12/31/2024 12/31/2024	05/01/2025 05/01/2025	<input checked="" type="checkbox"/> PER STATUTE <input type="checkbox"/> EPL E.L. EACH ACCIDENT \$1,000,000 E.L. DISEASE-CA EMPLOYEE \$1,000,000 E.L. DISEASE-POLICY LIMIT \$1,000,000

DESCRIPTION OF OPERATIONS / LOCATIONS / VEHICLES (ACORD 101 Additional Remarks Schedule, may be attached if more space is required)

<b>CERTIFICATE HOLDER</b> City of Carter Lake 930 Locust Street Carter Lake IA 51510 USA	<b>CANCELLATION</b> SHOULD ANY OF THE ABOVE DESCRIBED POLICIES BE CANCELLED BEFORE THE EXPIRATION DATE THEREOF, NOTICE WILL BE DELIVERED IN ACCORDANCE WITH THE POLICY PROVISIONS. AUTHORIZED REPRESENTATIVE 
---	--

Holder Identifier: 570111992263 Certificate No: 570111992263



AGENCY CUSTOMER ID: 570000087151

LOC #:



ADDITIONAL REMARKS SCHEDULE

Page \_ of \_

AGENCY Aon Risk Services Northeast, Inc.		NAMED INSURED FCC Environmental Services Nebraska, LLC	
POLICY NUMBER See Certificate Number: 57011965089			
CARRIER See Certificate Number: 57011965089	NAIC CODE	EFFECTIVE DATE	

ADDITIONAL REMARKS

THIS ADDITIONAL REMARKS FORM IS A SCHEDULE TO ACORD FORM.

FORM NUMBER: ACORD 25 FORM TITLE: Certificate of Liability Insurance

Additional Information


Excess Auto Liability Coverage Details:  
 RSUI Indemnity Company  
 Policy No. NHA105957  
 Limits: \$3,000,000 xs \$5,000,000  
 Term: 12/31/2023- 05/01/2025

Westfield Specialty Insurance Co.  
 Policy No. XSL00001TN02  
 Limits: \$2,000,000 xs \$8,000,000  
 Term: 12/31/2023- 05/01/2025

Excess Liability Policy  
 Crum & Forster Specialty Insurance Company  
 Policy No. EFX124383  
 Limits \$5,000,000 XS \$5,000,000  
 12/31/2023- 05/01/2025

Named Insureds:

- FCC Environmental Services, LLC
- Fomento de Construcciones y Contratas
- FCC Environmental Services Florida, LLC
- FCC Environmental Services Nebraska, LLC
- FCC Environmental Services Texas, LLC
- Premier Waste Services, LLC
- Houston Waste Solutions
- Houston Waste Services



**WASTE CONNECTIONS  
OF NEBRASKA**

**PAPILLION SANITATION**

**PROPOSAL FOR**

**CITY OF CARTER LAKE**

**SOLID WASTE COLLECTION SERVICE**

**SUBMITTED BY: PAPILLION SANITATION A WASTE CONNECTIONS COMPANY**

**SUBMITTED**

**MARCH 17<sup>TH</sup> 2025**

To Jackie Carl

Papillion Sanitation is pleased to submit the following proposal to extend services to perform the solid waste collection needs for the City of Carter Lake Iowa.

Papillion Sanitation and our parent company Waste Connections is an industry leader, offering competitive pricing, outstanding customer service, and best in the industry safety ratings. Our team of seasoned professionals brings to the table broad experience in all aspects of the waste disposal industry, including implementation and transition of service for many cities and villages across Nebraska.

If you have any questions or need clarification regarding anything related to this proposal, please feel free to contact me at 402-346-7800.

Thank you for the opportunity to submit this proposal.

Sincerely,

Bob Young  
District Sales Manager

[www.PapillionSanitation.com](http://www.PapillionSanitation.com)

**Growth**  **Gratitude**



## COMPANY INTRODUCTION AND BACKGROUND

Papillion Sanitation is part of the Waste Connections, Inc. family. The Waste Connections presence in Nebraska includes locations in Omaha and the surround areas, North Platte, Ogallala, O'Neill, Norfolk, Lincoln, Fremont, South Sioux City, Scottsbluff along with transfer station and landfill operations in Omaha including the following. Waste Connections owns and operates the Loess Hill Landfill in Malvern Iowa, Green Acres Transfer station, Sarpy County Transfer station and the Butler County Landfill in David City, NE.

Waste Connections is currently contracted in good standing to provide waste and recycle services for The City of Council Bluffs Iowa.

At all Waste Connections of NE Inc, our operations are locally based – including local dispatch and customer service. We are proud to have the best safety record in the business and to be citizens of the community. We live here, work here, and give back to our community. While our operations and management are all local, we enjoy the strength and support of being owned by Waste Connections, the third largest waste hauler in the United States. This best-of-both-worlds model allows us to provide the local, hometown values and service to meet your needs, but also the expertise and technology to be the best in the industry. Our Values Statement is more than a slogan on the wall – it is the basis for all decisions and operations in our company. We operate under these guiding values: (1) Safety, (2) Integrity, (3) Customer Service, and (4) To be a Great Place to Work.

Waste Connections of Nebraska Inc services approximately one hundred municipalities throughout the State of Nebraska and Iowa. Our collection methods and procedures have been developed and fine-tuned over the years to provide a smooth and seamless transition to our service and the best possible experience for our customers.

## EQUIPMENT AND PERSONNEL

Residential ASL trucks are a semi-automated truck that uses a mechanical arm operated by the driver to pick up and empty the cart. This process reduces cost to the customer as well as protects the worker from injury. These trucks weigh approximately 35,000 pounds, have 36-yard capacity, and a gross weight of approximately 54,000 pounds.

Waste Connections of Nebraska Inc has been on the forefront of technology that improves safety and communication between our drivers and dispatch. All trucks are equipped with Drive Cam dash camera systems. These front and rear-facing cameras provide high-quality video to improve safety and document events.

In 2018, all our trucks were equipped with on-board tablets. The tablets allow driver to contact dispatch regarding blocked containers or other service-related issues allowing the driver to record no setouts, route progress, limitations due to inclement weather, or to photograph out of the ordinary materials or contaminants in the waste stream. Our on-board systems allow close-to-real time, documented updates between the driver and dispatcher.



Our maintenance program includes daily pre- and post- trip inspections. During this inspection, a vehicle condition report (VCR) is done, and any work orders are generated based on the VCR. No truck ever leaves the yard with any safety-related defects. Our service yard also includes a wash bay. All trucks are kept clean.

Trucks have a service life of 10 to 12 years at which time they are replaced and used as spare trucks. Servicing of the truck is based on items found in the daily VCR. Should a truck break down on route, a mechanic will be dispatched to perform repairs, or a spare truck will be deployed to finish the route.

## **COLLECTION METHODS AND PROCEDURES**

Residential customers are asked to have their trash and or recycle carts out the night before or by 6:00 a.m. on their service day. We will pick up most household trash that will fit inside the container. Yard waste may be mixed with trash. We do not take paint, solvents, motor oils, appliances, antifreeze, car batteries or tires.

Customers are asked to place all items in their carts with the lids closed to prevent items from falling out or blowing out of the cart.

Bulk Items: For pick-up of bulky items that do not fit in the cart, customers should contact customer service to arrange pick up. There is a separate fee for this service.

Walk Up Service: Papillion Sanitation offers “walk-up” service to customers that are unable to place their trash curbside. To receive this service, we request that the customer contact customer service and provide documentation from their doctor.

Vacation Holds: Customers may put service on hold in the case of seasonal residences or extended time away from the residence.

Commercial customers have designated service days.

## **STANDARD OF PERFORMANCE**

Papillion Sanitation maintains a current copy of Federal, state, and local health and safety regulations and has developed specific programs to ensure compliance to these regulations. In addition, we also comply with Waste Connections, Inc. company policies which go beyond those required by law to meet our number one value of achieving a safe workplace.

## **COMPLAINTS AND SERVICE REQUESTS**

Our local Customer service office hours are 8:00 a.m. to 5:00 p.m. Monday thru Friday. Customers calling during non-business hours will be directed to voice mail. Messages left on voicemail are returned the following business day. Customers may also contact customer service via email through our website. The customer service team also can inform customers of service disruptions due to inclement weather through email or an automated calling system. In addition,

we have an app that allows customers to view their calendar from their phone or computer, set up collection day reminders, and opt to receive text or notifications about service delays or holidays.

**All** customer service calls will be managed locally from our office in Bellevue Nebraska. Our customer service representatives (CSRs) are thoroughly trained and empowered to oversee most complaints. They work closely with dispatch to manage calls related to missed collections. Missed collections are managed at the end of the day if the customer has contacted us before the driver has completed his route. Otherwise, the driver will return the following business day. Repeat misses are noted on the account and on the driver's orders. CSRs may also make billing corrections if necessary.

Papillion Sanitation has a new office building based in Bellevue Nebraska next to Offit Airforce Base. Our facility includes a state of the art heavy truck mechanical shop and office space to accommodate our 153 local employees.

### **CUSTOMER BILLING**

We use RouteManager software by DesertMicro. RouteManager is an integrated system that manages customer service histories, route lists, and billing information. Residential customers are billed on a quarterly basis. Commercial customers are billed monthly and roll off customers are billed twice a month.

### **ASSIGNMENT**

Papillion Sanitation will not use subcontractors for any services.

### **SERVICES AND EQUIPMENT DESCRIPTION**

**Papillion Sanitation PREFERRED service type involves efficient and cost-effective semi-automated trucks to service both trash and recycle. Rear load trucks and manual collection is not only unsafe for our drivers but is also extremely counterproductive.**

**All trash and recycle carts must be at the curb by 7:00 am on the morning of the scheduled service.**

- **Papillion Sanitation will provide all residents within the City Limits of Carter Lake 1-96-gal trash cart.**
- **Papillion Sanitation will provide service on the City of Carter Lake 1-96 gal recycle container if the option of recycle service is requested by the City of Carter Lake.**

### **RECYCLE SERVICE**

Curbside recycle will be provided as per the options available in exhibit A

**SEE EXHIBIT A FOR PROPOSED SERVICE OPTIONS AND RATES**

## **EXIBIT A**

**Below are Papillion Sanitations proposed rates based on a 36- month term.**

### **Option #1 (Papillion Sanitation preferred service)**

#### **Semi- Automated Side load truck**

- **Trash only collected once per week.**
- **96 gal carts provided by Papillion Sanitation to all residents of Carter Lake.**
- **One cart per household.**
- **1 Extra trash cart would be provided upon request at a cost of \$12.00 per month for any resident that requests one.**
- **Yard Waste can be put into trash containers.**

#### **Advantages of Semi -Automated**

- Automated service decreases the number of trucks in your community.
- Requires only one driver per truck.
- Ending manual labor significantly improves the safety of The City of Carter Lake residents and Papillion Sanitation staff.

**Total cost per home for the above service = \$16.00 per home per month**

#### **Annual Community Clean ups**

**Two annual community clean up services at a designated City of Carter Lake location. Residents would bring the bulk items to Papillion Sanitation staff for disposal. Papillion Sanitation staff would load the material into nine rear load trucks that would be on stationed on site from 7am-2pm on the chosen day.**

**Cost to the City of Carter Lake = \$7,200 per day.**

## **Option #2 (Papillion Sanitation preferred service)**

### **Semi- Automated Side load truck**

- **Trash collected one day per week.**
- **Recycle collected EOW**
- **1–96-gal cart per household for trash and 1–96-gal cart for recycle**
- **1 Extra trash OR Recycle cart would be provided upon request at a cost of \$12.00 per month for any resident that requests one.**
- **Yard Waste can be put into trash containers.**

### **Advantages of Semi -Automated**

- **Automated service decreases the number of trucks in your community.**
- **Requires only one driver per truck.**
- **Ending manual labor significantly reduces risk for both The City of Carter Lake residents and Papillion Sanitation staff.**

**Total cost per home = \$17.30 per home per month for 1 trash cart and 1 recycle cart.**

### **Annual Community Clean ups**

**Two annual community clean up services at a designated City of Carter Lake location. Residents would bring the bulk items to Papillion Sanitation staff for disposal. Papillion Sanitation staff would load the material into nine rear load trucks that would be on stationed on site from 7am-2pm on the chosen day.**

**Cost to the City of Carter Lake = \$7,200 per day.**

## **Option #3 Manual hand pick up**

### **Rear Load 2-person truck.**

- **Trash collected one day per week.**
- **Recycle collected one day per week**
- **1-96-gal cart per household for trash and 1-96-gal cart for recycle**
- **1 Extra trash OR Recycle cart would be provided upon request at a cost of \$12.00 per month for any resident that requests one.**
- **Yard Waste can be put into trash containers.**

**Total cost per home = \$27.00 per home per month for 1 trash cart and 1 recycle cart.**

### **Annual Community Clean ups**

**Two annual community clean up services at a designated City of Carter Lake location. Residents would bring the bulk items to Papillion Sanitation staff for disposal. Papillion Sanitation staff would load the material into nine rear load trucks that would be on stationed on site from 7am-2pm on the chosen day.**

**Cost to the City of Carter Lake = \$7,200 per day.**

**CITY OF CARTER LAKE  
APPLICATION FOR CITY COUNCIL AGENDA**

**Name:**

FRED Voge

**Address:**

120 C.L.C.

**Phone:**

402-203-4050

**Meeting Date Requested:** \_\_\_\_\_

Mail request to:  
City Clerk  
950 Locust Street  
Carter Lake, IA 51510

Or Fax to: 712-347-5454

Or Email to:  
[Jackie.Carl@carterlake-ia.gov](mailto:Jackie.Carl@carterlake-ia.gov)

**Agenda Item Request (please give a detailed description of the request):**

General Questions  
Pet ownership

**Please submit any supporting documents with this application.**

**City Council Meetings are held the third Monday of each month. The City Clerk must receive agenda requests by 12:00 PM on the Wednesday prior to the meeting.**

**Signature:**

Fred Voge

**Date:** \_\_\_\_\_

**For Office Use Only:**

**Date received in Clerk's office:** \_\_\_\_\_

**Received by:** \_\_\_\_\_

**BALANCE SHEET**  
**CALENDAR 3/2025, FISCAL 9/2025**

ACCOUNT NUMBER	ACCOUNT TITLE	MTD BALANCE	YTD BALANCE
001-000-1110	CHECKING - GENERAL	112,875.84-	4,757,586.79-
003-000-1110	CHECKING - COMMUNITY CENTER	25,331.64-	149,602.16-
004-000-1110	CHECKING - PARKS HOTEL/MOTEL	17,369.62-	47,343.86-
005-000-1110	CHECKING - LIBRARY RESERVE		12,958.32
007-000-1110	CHECKING - FIRE DONATIONS		1,100.20
008-000-1110	CHECKING - POOL DONATIONS		501.00
010-000-1110	CHECKING - AMBULANCE FEES	4,265.26	322,476.69
011-000-1110	CHECKING - POLICE RESERVE UNIT		1,748.84
012-000-1110	CHECKING - CASINO PONCA TRIBE		775,000.00
013-000-1110	CHECKING - AMERICAN RESCUE \$		933,036.34
015-000-1110	CHECKING - FIRE DEPT FEES		90,884.47
017-000-1110	CHECKING - BUILDING PERMIT DEP		2,000.00
018-000-1110	CHECKING - LAKE EXPENSES		4,700.00-
110-000-1110	CHECKING - ROAD USE TAX	39,824.51-	750,746.13
112-000-1110	CHECKING - EMPLOYEE BENEFITS	36,660.55-	239,448.32-
121-000-1110	CHECKING - LOCAL OPTION-BOND \$	39,372.00	354,348.00
129-000-1110	CHECKING - UR #5	9,502.06	419,147.91
145-000-1110	CHECKING - UR #2		63,006.76
177-000-1110	CHECKING - POLICE FORFEITURE		10.00-
200-000-1110	CHECKING - DEBT SERVICE		270,050.25-
304-000-1110	CHECKING - STORM WATER		20,249.05
305-000-1110	CHECKING - LAKE PROJECT		40,000.00
309-000-1110	CHECKING - WATER VALVE PROJECT		291,265.25-
310-000-1110	CHECKING - SEWER LINING PROJ		30,271.39
315-000-1110	CHECKING - COMMUNITY CENTER		800.00-
316-000-1110	CHECKING - CLCC GREENSPACE		3,807.90-
320-000-1110	CHECKING - TRAIL PROJECT	139,941.43-	284,374.65-
600-000-1110	CHECKING - WATER REVENUE	43,425.84-	1,603,060.71
601-000-1110	CHECKING - WATER RESERVE		100,236.07
602-000-1110	CHECKING - WATER DEPOSITS	250.00	119,238.32
610-000-1110	CHECKING - SEWER REVENUE	54,445.85	400,160.07
611-000-1110	CHECKING - SEWER RESERVE		122,034.94
670-000-1110	CHECKING - GARBAGE FEES	815.41-	553.34-
740-000-1110	CHECKING - STORM WATER FEES		29,810.01
760-000-1110	CHECKING - VILLAGE POST OFFICE	402.52-	8,250.61
		-----	-----
	CHECKING TOTAL	308,812.19-	150,723.31
310-000-1111	SEWER LINING PROJECT ACCOUNT		1,828,000.00
		-----	-----
	SEWER LINING PROJECT TOTAL	.00	1,828,000.00
001-000-1120	PETTY CASH - GENERAL		250.00
001-000-1121	PETTY CASH - LIBRARY		250.00
001-000-1122	PETTY CASH - POLICE		200.00
001-000-1123	PETTY CASH - PARKS		500.00
003-000-1124	PETTY CASH - COMMUNITY CENTER		150.00
011-000-1120	PETTY CASH - TOBACCO		200.00
760-000-1120	PETTY CASH - POST OFFICE		250.00
		-----	-----

**BALANCE SHEET**  
**CALENDAR 3/2025, FISCAL 9/2025**

ACCOUNT NUMBER	ACCOUNT TITLE	MTD BALANCE	YTD BALANCE
	PETTY CASH TOTAL	.00	1,800.00
009-000-1150	SAVINGS - E OMAHA DD #21	.77	19,464.06
177-000-1150	SAVINGS - POLICE FORFEITURE	2.62	17,372.52
	SAVINGS TOTAL	3.39	36,836.58
001-000-1156	IPAIT INVESTMENT ACCOUNT	28,137.94	8,096,864.58
	IPAIT INVESTMENT ACCOUNT TOTA	28,137.94	8,096,864.58
	TOTAL CASH	280,670.86-	10,114,224.47

**BUDGET REPORT**  
**CALENDAR 3/2025, FISCAL 9/2025**

PCT OF FISCAL YTD 75.0%

ACCOUNT NUMBER	ACCOUNT TITLE	TOTAL BUDGET	MTD BALANCE	YTD BALANCE	PERCENT EXPENDED	UNEXPENDED
	POLICE TOTAL	1,537,877.00	104,046.21	1,190,036.48	77.38	347,840.52
	DISASTER TOTAL	315.00	.00	313.12	99.40	1.88
	FIRE TOTAL	370,689.00	17,154.22	252,149.05	68.02	118,539.95
	AMBULANCE TOTAL	83,900.00	1,562.99	59,662.88	71.11	24,237.12
	BUILDING INSPECTOR TOTAL	103,282.00	7,037.47	74,529.32	72.16	28,752.68
	ANIMAL CONTROL TOTAL	26,993.00	803.71	10,892.69	40.35	16,100.31
	<b>PUBLIC SAFETY TOTAL</b>	<b>2,123,056.00</b>	<b>130,604.60</b>	<b>1,587,583.54</b>	<b>74.78</b>	<b>535,472.46</b>
	ROAD USE TOTAL	447,867.00	65,367.58	345,489.91	77.14	102,377.09
	STREET LIGHTS TOTAL	95,000.00	8,891.13	76,011.80	80.01	18,988.20
	TRAFFIC TOTAL	1,500.00	148.38	1,254.74	83.65	245.26
	<b>PUBLIC WORKS TOTAL</b>	<b>544,367.00</b>	<b>74,407.09</b>	<b>422,756.45</b>	<b>77.66</b>	<b>121,610.55</b>
	WEED CONTROL TOTAL	4,000.00	.00	6,900.00	172.50	2,900.00-
	<b>HEALTH &amp; SOCIAL SERVICES TOTA</b>	<b>4,000.00</b>	<b>.00</b>	<b>6,900.00</b>	<b>172.50</b>	<b>2,900.00-</b>
	LIBRARY TOTAL	339,722.00	27,328.47	237,532.73	69.92	102,189.27
	PARKS/RECREATION TOTAL	483,914.00	21,030.05	278,062.00	57.46	205,852.00
	LAKE PROJECTS TOTAL	2,000.00	.00	3,000.00	150.00	1,000.00-
	COMMUNITY CENTER TOTAL	460,704.00	28,325.32	258,965.10	56.21	201,738.90
	COMM CENTER/LIBRARY TOTAL	94,000.00	7,297.84	79,915.51	85.02	14,084.49
	SENIOR CENTER TOTAL	3,000.00	470.82	5,631.71	187.72	2,631.71-
	<b>CULTURE &amp; RECREATION TOTAL</b>	<b>1,383,340.00</b>	<b>84,452.50</b>	<b>863,107.05</b>	<b>62.39</b>	<b>520,232.95</b>
	URBAN RENEWAL TOTAL	445,000.00	.00	399,518.85	89.78	45,481.15
	<b>COMMUNITY &amp; ECONOMIC DEV TOTA</b>	<b>445,000.00</b>	<b>.00</b>	<b>399,518.85</b>	<b>89.78</b>	<b>45,481.15</b>
	LEGISLATIVE TOTAL	38,073.00	3,755.04	32,225.66	84.64	5,847.34
	EXECUTIVE TOTAL	28,692.00	1,193.60	15,642.22	54.52	13,049.78
	ADMINISTRATIVE TOTAL	282,761.00	41,126.85	220,363.59	77.93	62,397.41
	LEGAL SERVICES TOTAL	160,000.00	5,516.46	120,952.06	75.60	39,047.94
	CITY HALL TOTAL	239,000.00	9,437.44	152,828.40	63.94	86,171.60
	MISC TOTAL	37,180.00	718.50	48,227.73	129.71	11,047.73-
	<b>GENERAL GOVERNMENT TOTAL</b>	<b>785,706.00</b>	<b>61,747.89</b>	<b>590,239.66</b>	<b>75.12</b>	<b>195,466.34</b>
	DEBT SERVICE TOTAL	541,268.00	.00	270,050.25	49.89	271,217.75
	<b>DEBT SERVICE TOTAL</b>	<b>541,268.00</b>	<b>.00</b>	<b>270,050.25</b>	<b>49.89</b>	<b>271,217.75</b>

**BUDGET REPORT**  
**CALENDAR 3/2025, FISCAL 9/2025**

**PCT OF FISCAL YTD 75.0%**

ACCOUNT NUMBER	ACCOUNT TITLE	TOTAL BUDGET	MTD BALANCE	YTD BALANCE	PERCENT EXPENDED	UNEXPENDED
	LAKE PROJECTS TOTAL	5,000.00	.00	.00	.00	5,000.00
	TRAIL PROJECT TOTAL	400,000.00	139,941.43	349,146.75	87.29	50,853.25
	COMMUNITY CENTER TOTAL	50,000.00	.00	737.21	1.47	49,262.79
	CAPITAL PROJECT TOTAL	550,000.00	.00	292,065.25	53.10	257,934.75
	<b>CAPITAL PROJECTS TOTAL</b>	<b>1,005,000.00</b>	<b>139,941.43</b>	<b>641,949.21</b>	<b>63.88</b>	<b>363,050.79</b>
	WATER TOTAL	874,098.00	96,508.80	546,260.90	62.49	327,837.10
	SEWER TOTAL	707,984.00	4,362.10	458,894.04	64.82	249,089.96
	GARBAGE TOTAL	299,000.00	23,935.80	234,603.75	78.46	64,396.25
	STORM WATER TOTAL	26,850.00	.00	3,145.46	11.71	23,704.54
	VILLAGE POST OFFICE TOTAL	16,000.00	2,012.55	15,085.00	94.28	915.00
	<b>ENTERPRISE FUNDS TOTAL</b>	<b>1,923,932.00</b>	<b>126,819.25</b>	<b>1,257,989.15</b>	<b>65.39</b>	<b>665,942.85</b>
	TRANSFERS TOTAL	2,190,468.00	.00	.00	.00	2,190,468.00
	<b>TRANSFER OUT TOTAL</b>	<b>2,190,468.00</b>	<b>.00</b>	<b>.00</b>	<b>.00</b>	<b>2,190,468.00</b>
	<b>EXPENSES BY FUNCTION</b>	<b>10,946,137.00</b>	<b>617,972.76</b>	<b>6,040,094.16</b>	<b>55.18</b>	<b>4,906,042.84</b>

**REVENUE REPORT**  
**CALENDAR 3/2025, FISCAL 9/2025**

PCT OF FISCAL YTD 75.0%

ACCOUNT NUMBER	ACCOUNT TITLE	FISCAL ESTIMATE	MTD BALANCE	YTD BALANCE	PERCENT RECVD	UNCOLLECTED
	GENERAL TOTAL	3,131,151.00	99,031.08	1,750,321.81	55.90	1,380,829.19
	COMMUNITY CENTER TOTAL	428,909.00	5,135.12	130,661.85	30.46	298,247.15
	PARKS HOTEL/MOTEL TOTAL	256,000.00	750.11	130,417.69	50.94	125,582.31
	LIBRARY RESERVE TOTAL	26,000.00	.00	41.01	.16	25,958.99
	E OMAHA DD #21 TOTAL	.00	.77	7.30	.00	7.30-
	AMBULANCE FEES TOTAL	60,000.00	4,714.82	47,706.80	79.51	12,293.20
	CASINO - PONCA TRIBE TOTAL	775,000.00	.00	775,000.00	100.00	.00
	COMMUNITY CENTER RESERVE TOTA	25,000.00	.00	.00	.00	25,000.00
	BUILDING PERMIT DEPOSITS TOTA	400.00	.00	.00	.00	400.00
	ROAD USE TAX TOTAL	515,000.00	34,434.20	414,363.82	80.46	100,636.18
	EMPLOYEE BENEFITS TOTAL	572,804.00	7,386.14	188,918.72	32.98	383,885.28
	LOCAL OPTION TAX TOTAL	432,468.00	39,372.00	354,348.00	81.94	78,120.00
	UR #1T TOTAL	5,000.00	.00	.00	.00	5,000.00
	UR #1NT TOTAL	5,000.00	.00	.00	.00	5,000.00
	UR #3 TOTAL	10,000.00	.00	.00	.00	10,000.00
	UR #4 TOTAL	10,000.00	.00	.00	.00	10,000.00
	UR #5 TOTAL	150,000.00	9,502.06	120,172.56	80.12	29,827.44

**REVENUE REPORT**  
**CALENDAR 3/2025, FISCAL 9/2025**

PCT OF FISCAL YTD 75.0%

ACCOUNT NUMBER	ACCOUNT TITLE	FISCAL ESTIMATE	MTD BALANCE	YTD BALANCE	PERCENT RECVD	UNCOLLECTED
	POLICE FORFEITURE TOTAL	.00	2.62	26.92	.00	26.92-
	DEBT SERVICE TOTAL	540,468.00	.00	.00	.00	540,468.00
	WATER VALVE PROJECT TOTAL	550,000.00	.00	.00	.00	550,000.00
	CLCC GREENSPACE PROJECT TOTAL	25,000.00	.00	.00	.00	25,000.00
	TRAIL PROJECT TOTAL	410,000.00	.00	123,724.86	30.18	286,275.14
	WATER REVENUE TOTAL	720,600.00	51,982.96	528,672.02	73.37	191,927.98
	WATER RESERVE TOTAL	750.00	.00	250.00	33.33	500.00
	WATER DEPOSITS TOTAL	15,000.00	1,350.00	10,615.65	70.77	4,384.35
	SEWER REVENUE TOTAL	707,000.00	58,807.95	540,350.44	76.43	166,649.56
	GARBAGE FEES TOTAL	285,000.00	23,120.39	206,341.70	72.40	78,658.30
	VILLAGE POST OFFICE TOTAL	18,000.00	1,610.03	14,464.54	80.36	3,535.46
	TOTAL REVENUE BY FUND	=====	=====	=====	=====	=====
		9,674,550.00	337,200.25	5,336,405.69	55.16	4,338,144.31
		=====	=====	=====	=====	=====

**TREASURER'S REPORT**  
**CALENDAR 3/2025, FISCAL 9/2025**

ACCOUNT TITLE	LAST MONTH ENDING BALANCE	RECEIVED	DISBURSED	CHANGE IN LIABILITY	BALANCE
001-000-1110 CHECKING - GENERAL	4,644,710.95-	112,875.84-	112,875.84-	112,875.84-	4,757,586.79-
001-000-1120 PETTY CASH - GENERAL	250.00				250.00
001-000-1121 PETTY CASH - LIBRARY	250.00				250.00
001-000-1122 PETTY CASH - POLICE	200.00				200.00
001-000-1123 PETTY CASH - PARKS	500.00				500.00
001-000-1156 IPAIT INVESTMENT ACCOUNT	8,068,726.64	28,137.94	28,137.94	28,137.94	8,096,864.58
GENERAL TOTAL	3,425,215.69	84,737.90-	84,737.90-	84,737.90-	3,340,477.79
003-000-1110 CHECKING - COMMUNITY CENTER	124,270.52-	25,331.64-	25,331.64-	25,331.64-	149,602.16-
003-000-1124 PETTY CASH - COMMUNITY CENTER	150.00				150.00
COMMUNITY CENTER TOTAL	124,120.52-	25,331.64-	25,331.64-	25,331.64-	149,452.16-
004-000-1110 CHECKING - PARKS HOTEL/MOTEL	29,974.24-	17,369.62-	17,369.62-	17,369.62-	47,343.86-
PARKS HOTEL/MOTEL TOTAL	29,974.24-	17,369.62-	17,369.62-	17,369.62-	47,343.86-
005-000-1110 CHECKING - LIBRARY RESERVE	12,958.32				12,958.32
LIBRARY RESERVE TOTAL	12,958.32	.00	.00	.00	12,958.32
007-000-1110 CHECKING - FIRE DONATIONS	1,100.20				1,100.20
FIRE DONATIONS TOTAL	1,100.20	.00	.00	.00	1,100.20
008-000-1110 CHECKING - POOL DONATIONS	501.00				501.00
POOL DONATIONS TOTAL	501.00	.00	.00	.00	501.00
009-000-1150 SAVINGS - E OMAHA DD #21	19,463.29	.77	.77	.77	19,464.06
E OMAHA DD #21 TOTAL	19,463.29	.77	.77	.77	19,464.06
010-000-1110 CHECKING - AMBULANCE FEES	318,211.43	4,265.26	4,265.26	4,265.26	322,476.69
AMBULANCE FEES TOTAL	318,211.43	4,265.26	4,265.26	4,265.26	322,476.69

**TREASURER'S REPORT**  
**CALENDAR 3/2025, FISCAL 9/2025**

ACCOUNT TITLE	LAST MONTH ENDING BALANCE	RECEIVED	DISBURSED	CHANGE IN LIABILITY	BALANCE
011-000-1110 CHECKING - POLICE RESERVE UNIT	1,748.84			1,748.84	
011-000-1120 PETTY CASH - TOBACCO	200.00			200.00	
	=====	=====	=====	=====	=====
POLICE RESERVE UNIT TOTAL	1,948.84	.00	.00	.00	1,948.84
	=====	=====	=====	=====	=====
012-000-1110 CHECKING - CASINO PONCA TRIBE	775,000.00			775,000.00	
	=====	=====	=====	=====	=====
CASINO - PONCA TRIBE TOTAL	775,000.00	.00	.00	.00	775,000.00
	=====	=====	=====	=====	=====
013-000-1110 CHECKING - AMERICAN RESCUE \$	933,036.34			933,036.34	
	=====	=====	=====	=====	=====
AMERICAN RESCUE PLAN TOTAL	933,036.34	.00	.00	.00	933,036.34
	=====	=====	=====	=====	=====
015-000-1110 CHECKING - FIRE DEPT FEES	90,884.47			90,884.47	
	=====	=====	=====	=====	=====
FIRE DEPT FEES TOTAL	90,884.47	.00	.00	.00	90,884.47
	=====	=====	=====	=====	=====
017-000-1110 CHECKING - BUILDING PERMIT DEP	2,000.00			2,000.00	
	=====	=====	=====	=====	=====
BUILDING PERMIT DEPOSITS TOTA	2,000.00	.00	.00	.00	2,000.00
	=====	=====	=====	=====	=====
018-000-1110 CHECKING - LAKE EXPENSES	4,700.00-			4,700.00-	
	=====	=====	=====	=====	=====
LAKE EXPENSES TOTAL	4,700.00-	.00	.00	.00	4,700.00-
	=====	=====	=====	=====	=====
110-000-1110 CHECKING - ROAD USE TAX	790,570.64	39,824.51-	39,824.51-	39,824.51-	750,746.13
	=====	=====	=====	=====	=====
ROAD USE TAX TOTAL	790,570.64	39,824.51-	39,824.51-	39,824.51-	750,746.13
	=====	=====	=====	=====	=====
112-000-1110 CHECKING - EMPLOYEE BENEFITS	202,787.77-	36,660.55-	36,660.55-	36,660.55-	239,448.32-
	=====	=====	=====	=====	=====
EMPLOYEE BENEFITS TOTAL	202,787.77-	36,660.55-	36,660.55-	36,660.55-	239,448.32-
	=====	=====	=====	=====	=====
121-000-1110 CHECKING - LOCAL OPTION-BOND \$	314,976.00	39,372.00	39,372.00	39,372.00	354,348.00
	=====	=====	=====	=====	=====

**TREASURER'S REPORT**  
**CALENDAR 3/2025, FISCAL 9/2025**

ACCOUNT TITLE	LAST MONTH ENDING BALANCE	RECEIVED	DISBURSED	CHANGE IN LIABILITY	BALANCE
LOCAL OPTION TAX TOTAL	314,976.00	39,372.00	39,372.00	39,372.00	354,348.00
129-000-1110 CHECKING - UR #5	409,645.85	9,502.06	9,502.06	9,502.06	419,147.91
UR #5 TOTAL	409,645.85	9,502.06	9,502.06	9,502.06	419,147.91
145-000-1110 CHECKING - UR #2	63,006.76				63,006.76
URBAN RENEWAL #2 TOTAL	63,006.76	.00	.00	.00	63,006.76
177-000-1110 CHECKING - POLICE FORFEITURE	10.00-				10.00-
177-000-1150 SAVINGS - POLICE FORFEITURE	17,369.90	2.62	2.62	2.62	17,372.52
POLICE FORFEITURE TOTAL	17,359.90	2.62	2.62	2.62	17,362.52
200-000-1110 CHECKING - DEBT SERVICE	270,050.25-				270,050.25-
TRANFER IN - DEBT SERVICE					
DEBT SERVICE TOTAL	270,050.25-	.00	.00	.00	270,050.25-
304-000-1110 CHECKING - STORM WATER	20,249.05				20,249.05
STORM WATER TOTAL	20,249.05	.00	.00	.00	20,249.05
305-000-1110 CHECKING - LAKE PROJECT	40,000.00				40,000.00
LAKE PROJECTS TOTAL	40,000.00	.00	.00	.00	40,000.00
309-000-1110 CHECKING - WATER VALVE PROJECT	291,265.25-				291,265.25-
WATER VALVE PROJECT TOTAL	291,265.25-	.00	.00	.00	291,265.25-
310-000-1110 CHECKING - SEWER LINING PROJ	30,271.39				30,271.39
310-000-1111 SEWER LINING PROJECT ACCOUNT	1,828,000.00				1,828,000.00

**TREASURER'S REPORT**  
**CALENDAR 3/2025, FISCAL 9/2025**

ACCOUNT TITLE	LAST MONTH ENDING BALANCE	RECEIVED	DISBURSED	CHANGE IN LIABILITY	BALANCE
SEWER LINING PROJECT TOTAL	1,858,271.39	.00	.00	.00	1,858,271.39
315-000-1110 CHECKING - COMMUNITY CENTER	800.00-				800.00-
COMMUNITY CENTER PROJECT TOTAL	800.00-	.00	.00	.00	800.00-
316-000-1110 CHECKING - CLCC GREENSPACE	3,807.90-				3,807.90-
CLCC GREENSPACE PROJECT TOTAL	3,807.90-	.00	.00	.00	3,807.90-
320-000-1110 CHECKING - TRAIL PROJECT	144,433.22-	139,941.43-	139,941.43-	139,941.43-	284,374.65-
TRAIL PROJECT TOTAL	144,433.22-	139,941.43-	139,941.43-	139,941.43-	284,374.65-
600-000-1110 CHECKING - WATER REVENUE	1,646,486.55	43,425.84-	43,425.84-	43,425.84-	1,603,060.71
WATER REVENUE TOTAL	1,646,486.55	43,425.84-	43,425.84-	43,425.84-	1,603,060.71
601-000-1110 CHECKING - WATER RESERVE	100,236.07				100,236.07
WATER RESERVE TOTAL	100,236.07	.00	.00	.00	100,236.07
602-000-1110 CHECKING - WATER DEPOSITS	118,988.32	250.00	250.00	250.00	119,238.32
WATER DEPOSITS TOTAL	118,988.32	250.00	250.00	250.00	119,238.32
610-000-1110 CHECKING - SEWER REVENUE	345,714.22	54,445.85	54,445.85	54,445.85	400,160.07
SEWER REVENUE TOTAL	345,714.22	54,445.85	54,445.85	54,445.85	400,160.07
611-000-1110 CHECKING - SEWER RESERVE	122,034.94				122,034.94
SEWER RESERVE TOTAL	122,034.94	.00	.00	.00	122,034.94

**TREASURER'S REPORT**  
**CALENDAR 3/2025, FISCAL 9/2025**

ACCOUNT TITLE	LAST MONTH ENDING BALANCE	RECEIVED	DISBURSED	CHANGE IN LIABILITY	BALANCE
670-000-1110 CHECKING - GARBAGE FEES	262.07	815.41-	815.41-	815.41-	553.34-
	=====	=====	=====	=====	=====
GARBAGE FEES TOTAL	262.07	815.41-	815.41-	815.41-	553.34-
	=====	=====	=====	=====	=====
740-000-1110 CHECKING - STORM WATER FEES	29,810.01				29,810.01
	=====	=====	=====	=====	=====
STORM WATER FEES TOTAL	29,810.01	.00	.00	.00	29,810.01
	=====	=====	=====	=====	=====
760-000-1110 CHECKING - VILLAGE POST OFFICE	8,653.13	402.52-	402.52-	402.52-	8,250.61
760-000-1120 PETTY CASH - POST OFFICE	250.00				250.00
	=====	=====	=====	=====	=====
VILLAGE POST OFFICE TOTAL	8,903.13	402.52-	402.52-	402.52-	8,500.61
	=====	=====	=====	=====	=====
	10,394,895.33	280,670.86-	280,670.86-	280,670.86-	10,114,224.47

**REVENUE & EXPENSE REPORT**  
**CALENDAR 3/2025, FISCAL 9/2025**

**PCT OF FISCAL YTD 75.0%**

ACCOUNT NUMBER	ACCOUNT TITLE	MTD BALANCE	YTD BALANCE	BUDGET	DIFFERENCE
001-110-4440	POLICE STATE GRANTS	6,904.70	9,382.14	10,000.00	617.86
001-110-4442	STATE GRANTS/IA WEST			6,000.00	6,000.00
001-110-4550	POLICE MISC CHGS	210.00	3,830.00	6,000.00	2,170.00
001-110-4706	POLICE DONATIONS		4,100.00		4,100.00-
001-110-4710	POLICE REIMBURSEMENTS		5,999.75		5,999.75-
001-110-4770	COURT FINES		8,513.54	25,000.00	16,486.46
001-110-4775	PARKING FINES		140.00	500.00	360.00
001-110-4776	TOWING/IMPOUNDS	105.00	2,624.99	500.00	2,124.99-
		=====	=====	=====	=====
	POLICE TOTAL	7,219.70	34,590.42	48,000.00	13,409.58
001-110-6010	SALARIES	67,111.28	659,424.86	905,802.00	246,377.14
001-110-6040	OVERTIME	2,349.94	36,013.99	32,445.00	3,568.99-
001-110-6041	GRANT/OVERTIME	971.45	5,227.25	1,000.00	4,227.25-
001-110-6151	COP GRANT DENTAL INS		.25		.25-
001-110-6181	CLOTHING ALLOWANCE	42.80	5,715.57	9,500.00	3,784.43
001-110-6230	TRAINING	169.00	12,160.86	27,000.00	14,839.14
001-110-6250	TUITION INCENTIVES			5,200.00	5,200.00
001-110-6331	FUEL-POLICE	1,887.58	20,081.73	35,000.00	14,918.27
001-110-6332	VEHICLE/EQUIP REPAIR	215.00	39,643.53	30,000.00	9,643.53-
001-110-6333	VEHICLE MAINTENANCE	39.30	412.65	1,600.00	1,187.35
001-110-6351	RADIO REPAIRS		137.35	500.00	362.65
001-110-6371	UTILITIES-POLICE	919.50	6,631.92	9,000.00	2,368.08
001-110-6373	TELEPHONE-POLICE	468.05	5,367.86	6,500.00	1,132.14
001-110-6408	ICAP INSURANCE-POLICE		19,304.79	19,305.00	.21
001-110-6412	MEDICAL/WELLNESS		195.00	500.00	305.00
001-110-6414	PRINTING			200.00	200.00
001-110-6499	MISC CONTRACTS	37.96	315.91	800.00	484.09
001-110-6504	MINOR EQUIPMENT		1,803.14	5,000.00	3,196.86
001-110-6506	OFFICE SUPPLIES-POLICE	148.20	493.43	4,000.00	3,506.57
001-110-6507	OPERATING SUPPLIES	6,513.16	17,083.02	12,000.00	5,083.02-
001-110-6508	POSTAGE			400.00	400.00
001-110-6520	VEHICLE EQUIPMENT		32,768.91	36,500.00	3,731.09
001-110-6523	GRANT-IN CAR VIDEO CAMERA		7,500.00	8,000.00	500.00
001-110-6541	COMMUNITY OUTREACH		6,886.46	8,000.00	1,113.54
001-110-6603	FIRE ARMS TRAINING		6,614.27	9,000.00	2,385.73
001-110-6621	CITIZENS PATROL			500.00	500.00
001-110-6622	SOFTWARE LICENSE			6,000.00	6,000.00
001-110-6641	GRANT/EQUIPMENT		13,368.27	10,000.00	3,368.27-
001-110-6655	MISC EQUIPMENT		558.00	3,600.00	3,042.00
001-110-6656	VESTS		1,571.86	15,000.00	13,428.14
001-110-6659	TASERS		10,219.77	10,000.00	219.77-
001-110-6710	VEHICLES		49,905.20	50,000.00	94.80
		=====	=====	=====	=====
	POLICE TOTAL	80,873.22	959,405.85	1,262,352.00	302,946.15
		=====	=====	=====	=====
	GENERAL TOTAL	73,653.52-	924,815.43-	1,214,352.00-	289,536.57-
		=====	=====	=====	=====

**REVENUE & EXPENSE REPORT**  
**CALENDAR 3/2025, FISCAL 9/2025**

**PCT OF FISCAL YTD 75.0%**

ACCOUNT NUMBER	ACCOUNT TITLE	MTD BALANCE	YTD BALANCE	BUDGET	DIFFERENCE
112-110-6110	FICA EXPENSE	5,233.25	52,312.24	72,027.00	19,714.76
112-110-6130	IPERS	6,561.87	70,546.30	87,789.00	17,242.70
112-110-6150	HEALTH INSURANCE	10,270.37	78,758.53	85,002.00	6,243.47
112-110-6151	DENTAL INSURANCE	356.00	3,025.51	3,560.00	534.49
112-110-6153	LIFE INSURANCE	210.70	1,810.30	2,528.00	717.70
112-110-6154	INSURANCE FEES	540.80	3,082.56		3,082.56-
112-110-6160	WORKER'S COMPENSATION		19,716.62	21,719.00	2,002.38
112-110-6170	UNEMPLOYMENT INS EXP		1,378.57	2,900.00	1,521.43
		=====	=====	=====	=====
	POLICE TOTAL	23,172.99	230,630.63	275,525.00	44,894.37
		=====	=====	=====	=====
	EMPLOYEE BENEFITS TOTAL	23,172.99	230,630.63	275,525.00	44,894.37
		=====	=====	=====	=====
177-110-4300	POL FORFEIT INTEREST	2.62	26.92		26.92-
		=====	=====	=====	=====
	POLICE TOTAL	2.62	26.92	.00	26.92-
		=====	=====	=====	=====
	POLICE FORFEITURE TOTAL	2.62	26.92	.00	26.92-
		=====	=====	=====	=====
001-130-6408	ICAP INSURANCE-DISASTER		313.12	315.00	1.88
		=====	=====	=====	=====
	DISASTER TOTAL	.00	313.12	315.00	1.88
001-150-4440	FIRE STATE GRANTS			5,000.00	5,000.00
001-150-4700	DONATIONS		250.00	500.00	250.00
		=====	=====	=====	=====
	FIRE TOTAL	.00	250.00	5,500.00	5,250.00
001-150-6010	WAGES	9,221.16	57,069.12	95,000.00	37,930.88
001-150-6040	COORDINATOR OVERTIME			400.00	400.00
001-150-6052	PAY PER CALL	1,298.00	17,448.00	50,000.00	32,552.00
001-150-6181	UNIFORMS	168.20	924.54	250.00	674.54-
001-150-6210	DUES/MEMBERSHIPS		256.00	1,000.00	744.00
001-150-6230	TRAINING		557.00	5,000.00	4,443.00
001-150-6234	COORDINATOR TRAINING		1,315.78	2,000.00	684.22
001-150-6310	BUILDING/GROUNDS-FIRE	158.79	3,283.04	12,000.00	8,716.96
001-150-6331	FUEL-FIRE	154.93	2,897.23	1,500.00	1,397.23-
001-150-6332	VEHICLE/EQUIP REPAIR	394.80	14,943.24	15,000.00	56.76
001-150-6371	UTILITIES-FIRE	1,188.93	5,716.24	9,500.00	3,783.76
001-150-6373	TELEPHONE-FIRE	76.34	687.06	1,000.00	312.94
001-150-6407	ENGINEER FEES			18,000.00	18,000.00

**REVENUE & EXPENSE REPORT**  
**CALENDAR 3/2025, FISCAL 9/2025**

**PCT OF FISCAL YTD 75.0%**

ACCOUNT NUMBER	ACCOUNT TITLE	MTD BALANCE	YTD BALANCE	BUDGET	DIFFERENCE
001-150-6408	ICAP INSURANCE-FIRE		27,444.57	27,450.00	5.43
001-150-6412	SCIENTIFIC/MEDICAL	845.00	2,214.00	5,000.00	2,786.00
001-150-6413	ANNUAL TESTING		14,046.54	12,500.00	1,546.54-
001-150-6504	MINOR EQUIPMENT-FIRE		1,162.55	7,000.00	5,837.45
001-150-6507	BUILDING MAINT SUPPLIES		894.88	3,500.00	2,605.12
001-150-6508	POSTAGE			50.00	50.00
001-150-6541	COMMUNITY OUTREACH		852.59	14,000.00	13,147.41
001-150-6600	COATS, BOOTS, ETC.		195.25	10,000.00	9,804.75
001-150-6612	HYDRANTS, AIRPACKS, ETC.		20,095.00	250.00	19,845.00-
001-150-6658	REUNION		1,366.23	7,000.00	5,633.77
001-150-6659	RECRUIT & RETENTION		1,738.03		1,738.03-
001-150-6661	GRANT/EQUIPMENT		18,782.00		18,782.00-
001-150-6725	COMPUTER-SOFTWARE-FIRE	392.85	5,353.20	1,500.00	3,853.20-
	FIRE TOTAL	=====	=====	=====	=====
		13,899.00	199,242.09	298,900.00	99,657.91
	GENERAL TOTAL	=====	=====	=====	=====
		13,899.00-	199,305.21-	293,715.00-	94,409.79-
		=====	=====	=====	=====
015-150-6404	FIRE BILLING CONTRACT			600.00	600.00
	FIRE TOTAL	=====	=====	=====	=====
		.00	.00	600.00	600.00
	FIRE DEPT FEES TOTAL	=====	=====	=====	=====
		.00	.00	600.00-	600.00-
		=====	=====	=====	=====
112-150-6110	FICA EXPENSE	717.70	5,466.39	12,653.00	7,186.61
112-150-6130	IPERS	917.14	6,090.02	15,614.00	9,523.98
112-150-6150	HEALTH INSURANCE	1,400.00	6,317.23	15,840.00	9,522.77
112-150-6151	DENTAL INSURANCE	69.22	332.90	791.00	458.10
112-150-6153	LIFE INSURANCE	43.00	215.00	516.00	301.00
112-150-6154	INSURANCE FEES	108.16	378.56		378.56-
112-150-6160	WORKER'S COMPENSATION		33,709.06	25,000.00	8,709.06-
112-150-6170	UNEMPLOYMENT		145.10	275.00	129.90
112-150-6408	AD&D FIRE DEPT INSURANCE		252.70	500.00	247.30
	FIRE TOTAL	=====	=====	=====	=====
		3,255.22	52,906.96	71,189.00	18,282.04
	EMPLOYEE BENEFITS TOTAL	=====	=====	=====	=====
		3,255.22	52,906.96	71,189.00	18,282.04
		=====	=====	=====	=====
001-160-6230	TRAINING	56.58	2,632.92	8,000.00	5,367.08

**REVENUE & EXPENSE REPORT**  
**CALENDAR 3/2025, FISCAL 9/2025**

**PCT OF FISCAL YTD 75.0%**

ACCOUNT NUMBER	ACCOUNT TITLE	MTD BALANCE	YTD BALANCE	BUDGET	DIFFERENCE
001-160-6331	FUEL-EMS	54.73	225.30	4,000.00	3,774.70
001-160-6332	VEHICLE/EQUIP REPAIR		74.71	2,250.00	2,175.29
001-160-6373	TELEPHONE-EMS	33.77	268.34	500.00	231.66
001-160-6408	ICAP INSURANCE-AMBULANCE		25,940.16	25,950.00	9.84
001-160-6413	ANNUAL TESTING			1,200.00	1,200.00
001-160-6504	EQUIPMENT			10,000.00	10,000.00
001-160-6507	OPERATING SUPPLIES	968.35	10,723.61	10,000.00	723.61-
	AMBULANCE TOTAL	=====	=====	=====	=====
		1,113.43	39,865.04	61,900.00	22,034.96
	GENERAL TOTAL	=====	=====	=====	=====
		1,113.43-	39,865.04-	61,900.00-	22,034.96-
		=====	=====	=====	=====
010-160-4480	AMBULANCE FEES	4,714.82	47,706.80	60,000.00	12,293.20
	AMBULANCE TOTAL	=====	=====	=====	=====
		4,714.82	47,706.80	60,000.00	12,293.20
010-160-6413	AMBULANCE CONTRACT	449.56	4,919.20	7,000.00	2,080.80
010-160-6504	MINOR EQUIPMENT		14,878.64	15,000.00	121.36
	AMBULANCE TOTAL	=====	=====	=====	=====
		449.56	19,797.84	22,000.00	2,202.16
	AMBULANCE FEES TOTAL	=====	=====	=====	=====
		4,265.26	27,908.96	38,000.00	10,091.04
		=====	=====	=====	=====
001-170-4120	BUILDING PERMITS	1,568.21	15,657.65	50,000.00	34,342.35
001-170-4121	PERMIT APPLICATION FEES	176.06	2,217.16	5,000.00	2,782.84
001-170-4122	PERMIT INSPECITON FEES			200.00	200.00
001-170-4123	RENTAL INSPECTION FEES			500.00	500.00
	BUILDING INSPECTOR TOTAL	=====	=====	=====	=====
		1,744.27	17,874.81	55,700.00	37,825.19
001-170-6099	CONTRACT WAGES			22,187.80	22,187.80
001-170-6371	UTILITIES-BLDG INSPECTOR	67.10	529.63	670.00	140.37
001-170-6373	PHONE-BLDG INSP			98.00	98.00
001-170-6408	ICAP INSURANCE-BLDG INSP		869.44	900.00	30.56
001-170-6499	MISC CONTRACTS	6,970.37	72,812.20	72,812.20	
001-170-6507	OPERATING SUPPLIES			2,382.00	2,382.00
001-170-6508	POSTAGE			41.00	41.00
001-170-6660	RENTAL INSP CONTRACT			3,690.00	3,690.00
001-170-6664	RENTAL INSP OPER SUPPLIES			101.00	101.00
	BUILDING INSPECTOR TOTAL	=====	=====	=====	=====
		7,037.47	74,211.27	102,882.00	28,670.73

**REVENUE & EXPENSE REPORT**  
**CALENDAR 3/2025, FISCAL 9/2025**

**PCT OF FISCAL YTD 75.0%**

ACCOUNT NUMBER	ACCOUNT TITLE	MTD BALANCE	YTD BALANCE	BUDGET	DIFFERENCE
	GENERAL TOTAL	5,293.20-	56,336.46-	47,182.00-	9,154.46
017-170-4731	BUILDING PERMIT DEPOSITS			400.00	400.00
	BUILDING INSPECTOR TOTAL	.00	.00	400.00	400.00
017-170-6630	DEPOSIT REFUNDS			400.00	400.00
	BUILDING INSPECTOR TOTAL	.00	.00	400.00	400.00
	BUILDING PERMIT DEPOSITS	.00	.00	.00	.00
112-170-6160	WORKER'S COMPENSATION		318.05		318.05-
	BUILDING INSPECTOR TOTAL	.00	318.05	.00	318.05-
	EMPLOYEE BENEFITS TOTAL	.00	318.05	.00	318.05-
001-190-4180	PET LICENSES	225.00	1,820.00	3,000.00	1,180.00
001-190-4780	ANIMAL CONTROL CITATIONS		55.00	200.00	145.00
	ANIMAL CONTROL TOTAL	225.00	1,875.00	3,200.00	1,325.00
001-190-6010	SALARIES	427.50	5,594.50	14,820.00	9,225.50
001-190-6181	CLOTHING ALLOWANCE		57.00	200.00	143.00
001-190-6230	TRAINING			500.00	500.00
001-190-6331	FUEL-ANIMAL CONTROL	40.29	401.22	1,200.00	798.78
001-190-6332	VEHICLE/EQUIP REPAIR		120.86	600.00	479.14
001-190-6408	ICAP INSURANCE-AN.CONTROL		873.23	875.00	1.77
001-190-6499	MISC CONTRACTS	224.00	973.00	3,500.00	2,527.00
001-190-6504	EQUIPMENT			500.00	500.00
001-190-6507	OPERATING SUPPLIES-AC	38.85	606.69	1,300.00	693.31
	ANIMAL CONTROL TOTAL	730.64	8,626.50	23,495.00	14,868.50
	GENERAL TOTAL	505.64-	6,751.50-	20,295.00-	13,543.50-

**REVENUE & EXPENSE REPORT**  
**CALENDAR 3/2025, FISCAL 9/2025**

**PCT OF FISCAL YTD 75.0%**

ACCOUNT NUMBER	ACCOUNT TITLE	MTD BALANCE	YTD BALANCE	BUDGET	DIFFERENCE
112-190-6110	FICA EXPENSE	32.71	428.01	1,134.00	705.99
112-190-6130	IPERS	40.36	528.12	1,399.00	870.88
112-190-6160	WORKER'S COMPENSATION		1,272.04	900.00	372.04-
112-190-6170	UNEMPLOYMENT INS EXP		38.02	65.00	26.98
	ANIMAL CONTROL TOTAL	=====	=====	=====	=====
		73.07	2,266.19	3,498.00	1,231.81
	EMPLOYEE BENEFITS TOTAL	=====	=====	=====	=====
		73.07	2,266.19	3,498.00	1,231.81
		=====	=====	=====	=====
110-210-4430	ROAD USE TAX	34,434.20	414,363.82	515,000.00	100,636.18
	ROAD USE TOTAL	=====	=====	=====	=====
		34,434.20	414,363.82	515,000.00	100,636.18
110-210-6010	SALARIES	5,240.00	49,720.00	109,720.00	60,000.00
110-210-6040	OVERTIME			4,000.00	4,000.00
110-210-6110	FICA EXPENSE	398.20	3,726.21	8,700.00	4,973.79
110-210-6130	IPERS	494.66	4,693.60	10,735.00	6,041.40
110-210-6150	HEALTH INSURANCE	468.03	4,689.35	14,743.00	10,053.65
110-210-6151	DENTAL INSURANCE	35.60	299.28	791.00	491.72
110-210-6153	LIFE INSURANCE	21.50	193.50	454.00	260.50
110-210-6154	INSURANCE FEES	54.08	324.48		324.48-
110-210-6160	WORKER'S COMPENSATION		1,908.06	4,500.00	2,591.94
110-210-6170	UNEMPLOYMENT		129.86	30.00	99.86-
110-210-6181	CLOTHING ALLOWANCE		120.00	500.00	380.00
110-210-6310	BUILDING/GROUNDS	158.79	4,218.33	10,000.00	5,781.67
110-210-6321	TREES		27,800.00	20,000.00	7,800.00-
110-210-6331	FUEL-MAINT-RUT	562.56	4,302.91	8,000.00	3,697.09
110-210-6332	VEHICLE/EQUIP REPAIR	9,150.82	15,797.85	5,000.00	10,797.85-
110-210-6371	UTILITIES-MAINT-RUT	1,668.37	6,435.08	13,000.00	6,564.92
110-210-6373	TELEPHONE-MAINT	115.65	1,191.24	2,500.00	1,308.76
110-210-6408	ICAP INSURANCE-RUT MAINT		8,931.31	8,900.00	31.31-
110-210-6412	SCIENTIFIC/MEDICAL			150.00	150.00
110-210-6504	MINOR EQUIPMENT			3,000.00	3,000.00
110-210-6507	OPERATING SUPPLIES	216.43	3,839.26	6,000.00	2,160.74
110-210-6509	STREET SIGNS		63.88	2,000.00	1,936.12
110-210-6512	SNOW REMOVAL	858.00	5,582.00	35,000.00	29,418.00
110-210-6611	SIDEWALKS		20,858.00	25,000.00	4,142.00
110-210-6622	ST MAINT SUPPLY	78.66	54,630.67	50,000.00	4,630.67-
110-210-6723	VEHICLES/EQUIPMENT	45,649.80	123,558.45	100,000.00	23,558.45-
110-210-6725	COMPUTER-SOFTWARE-MAINT/R	196.43	2,476.59	5,144.00	2,667.41
	ROAD USE TOTAL	=====	=====	=====	=====
		65,367.58	345,489.91	447,867.00	102,377.09
	ROAD USE TAX TOTAL	=====	=====	=====	=====
		30,933.38-	68,873.91	67,133.00	1,740.91-
		=====	=====	=====	=====

**REVENUE & EXPENSE REPORT**  
**CALENDAR 3/2025, FISCAL 9/2025**

**PCT OF FISCAL YTD 75.0%**

ACCOUNT NUMBER	ACCOUNT TITLE	MTD BALANCE	YTD BALANCE	BUDGET	DIFFERENCE
110-230-6371	UTILITIES-STREET LIGHTS	8,891.13	76,011.80	95,000.00	18,988.20
	STREET LIGHTS TOTAL	8,891.13	76,011.80	95,000.00	18,988.20
	ROAD USE TAX TOTAL	8,891.13	76,011.80	95,000.00	18,988.20
001-240-6371	UTILITIES-TRAFFIC LIGHTS	148.38	1,254.74	1,500.00	245.26
	TRAFFIC TOTAL	148.38	1,254.74	1,500.00	245.26
001-950-4555	WEED MOWING			3,000.00	3,000.00
001-351-4781	OTHER FINES - WEEDS		2,575.00	3,000.00	425.00
	WEED CONTROL TOTAL	.00	2,575.00	6,000.00	3,425.00
001-351-6499	MISC CONTRACTS-WEEDS/MOSQ		6,900.00	4,000.00	2,900.00-
	WEED CONTROL TOTAL	.00	6,900.00	4,000.00	2,900.00-
001-410-4085	HOTEL/MOTEL TAX	187.53	32,604.43	64,000.00	31,395.57
001-410-4466	ENRICH IOWA		2,875.76		2,875.76-
001-410-4470	LIBRARY SERVICES		1,082.03	1,300.00	217.97
001-410-4700	LIBRARY COUNTY CONTRIBUTI			2,500.00	2,500.00
	LIBRARY TOTAL	187.53	36,562.22	67,800.00	31,237.78
001-410-6010	SALARIES	14,060.04	121,981.91	187,200.00	65,218.09
001-410-6210	DUES/MEMBERSHIPS	165.00	315.00		315.00-
001-410-6402	MARKETING - LIBRARY			3,000.00	3,000.00
001-410-6408	ICAP INSURANCE-LIBRARY		3,498.47	3,500.00	1.53
001-410-6419	SOFTWARE/DATABASES	24.00	5,649.58	7,000.00	1,350.42
001-410-6496	BRIDGES-OVERDRIVE		7,305.66	10,000.00	2,694.34
001-410-6504	EQUIPMENT		1,323.56	3,000.00	1,676.44
001-410-6506	OFFICE SUPPLIES	276.89	2,500.12	10,500.00	7,999.88
001-410-6507	OPERATING EXPENSES	51.16	8,084.90	7,120.00	964.90-
001-410-6602	VIDEOS	337.73	1,723.23	3,500.00	1,776.77
001-410-6605	BOOKS (CITY)	3,402.60	14,463.00	22,500.00	8,037.00
001-410-6606	PROGRAMS	2,318.23	14,277.65	17,550.00	3,272.35
001-410-6614	HOTEL/MOTEL TAX		10,147.60	10,200.00	52.40
	LIBRARY TOTAL	20,635.65	191,270.68	285,070.00	93,799.32

**REVENUE & EXPENSE REPORT**  
**CALENDAR 3/2025, FISCAL 9/2025**

**PCT OF FISCAL YTD 75.0%**

ACCOUNT NUMBER	ACCOUNT TITLE	MTD BALANCE	YTD BALANCE	BUDGET	DIFFERENCE
	GENERAL TOTAL	20,596.50-	160,288.20-	216,770.00-	56,481.80-
		=====	=====	=====	=====
005-410-4700	DONATIONS		25.01	1,000.00	974.99
005-410-4752	BOOK SALES - LIBRARY		16.00		16.00-
		=====	=====	=====	=====
	LIBRARY TOTAL	.00	41.01	1,000.00	958.99
		=====	=====	=====	=====
	LIBRARY RESERVE TOTAL	.00	41.01	1,000.00	958.99
		=====	=====	=====	=====
112-410-6110	FICA EXPENSE	991.77	8,742.99	14,321.00	5,578.01
112-410-6130	IPERS	1,327.27	11,639.52	17,672.00	6,032.48
112-410-6150	HEALTH INSURANCE	3,957.01	22,340.91	19,537.00	2,803.91-
112-410-6151	DENTAL INSURANCE	142.40	931.46	1,187.00	255.54
112-410-6153	LIFE INSURANCE	58.05	515.57	635.00	119.43
112-410-6154	INSURANCE FEES	216.32	1,135.68		1,135.68-
112-410-6160	WORKER'S COMPENSATION		318.05	800.00	481.95
112-410-6170	UNEMPLOYMENT INS EXP		637.87	500.00	137.87-
		=====	=====	=====	=====
	LIBRARY TOTAL	6,692.82	46,262.05	54,652.00	8,389.95
		=====	=====	=====	=====
	EMPLOYEE BENEFITS TOTAL	6,692.82	46,262.05	54,652.00	8,389.95
		=====	=====	=====	=====
001-430-4191	PARKS RENTAL FEES	25.00	330.00	800.00	470.00
001-430-4550	FIELD RENTAL FEES		6,650.00	6,000.00	650.00-
001-430-4551	SPORTS REGISTRATION/PARKS	3,419.55	15,807.45	20,000.00	4,192.55
001-430-4700	PARKS & REC DONATIONS		464.00		464.00-
001-430-4702	PARKS FUNDRAISERS		226.45		226.45-
001-430-4732	PARK RENTAL DEPOSIT	100.00			
		=====	=====	=====	=====
	PARKS/RECREATION TOTAL	3,544.55	23,477.90	26,800.00	3,322.10
		=====	=====	=====	=====
001-430-6408	ICAP INSURANCE-PARKS		25,012.42	25,000.00	12.42-
001-430-6413	PAYMENTS TO UMPIRES			6,000.00	6,000.00
001-430-6418	SALES TAX	250.94	768.64	2,500.00	1,731.36
001-430-6507	OPERATING SUPPLIES		2,251.73	1,500.00	751.73-
001-430-6541	COMMUNITY OUTREACH		10,766.81	20,000.00	9,233.19
001-430-6607	CONCESSIONS-PARKS		2,135.00		2,135.00-
001-430-6610	REGISTRATION FEES	663.42	14,230.24	53,000.00	38,769.76
001-430-6645	PROJECTS		24,113.00		24,113.00-
		=====	=====	=====	=====

**REVENUE & EXPENSE REPORT**  
**CALENDAR 3/2025, FISCAL 9/2025**

**PCT OF FISCAL YTD 75.0%**

ACCOUNT NUMBER	ACCOUNT TITLE	MTD BALANCE	YTD BALANCE	BUDGET	DIFFERENCE
	PARKS/RECREATION TOTAL	914.36	79,277.84	108,000.00	28,722.16
	GENERAL TOTAL	2,630.19	55,799.94-	81,200.00-	25,400.06-
004-430-4085	HOTEL/MOTEL TAX-PARKS	750.11	130,417.69	256,000.00	125,582.31
	PARKS/RECREATION TOTAL	750.11	130,417.69	256,000.00	125,582.31
004-430-6010	WAGES-HM	5,634.00	28,940.04	95,992.00	67,051.96
004-430-6020	PART-TIME WAGES-HM	1,573.79	32,271.98	48,640.00	16,368.02
004-430-6040	OVERTIME-HM	1,048.79	3,601.48	10,000.00	6,398.52
004-430-6181	CLOTHING ALLOWANCE-HM		159.95	1,000.00	840.05
004-430-6310	BUILDINGS-HM	563.79	2,339.10	8,000.00	5,660.90
004-430-6311	GROUNDS/FERTILIZE-HM	7,152.88	27,175.65	7,000.00	20,175.65-
004-430-6312	BUILDING REPAIRS-HM		500.07	2,500.00	1,999.93
004-430-6321	TREES/FENCE-HM			10,000.00	10,000.00
004-430-6331	FUEL-PARKS-HM	328.64	3,382.51	7,000.00	3,617.49
004-430-6332	VEHICLE/EQUIP REPAIRS-PAR		1,714.84	5,000.00	3,285.16
004-430-6371	UTILITIES-PARKS-HM	1,605.60	12,612.36	15,000.00	2,387.64
004-430-6373	TELEPHONE-PARKS-HM	91.90	730.97	1,700.00	969.03
004-430-6412	SCIENTIFIC/MEDICAL-HM		700.00	850.00	150.00
004-430-6499	MISC CONTRACTS-PARKS-HM			500.00	500.00
004-430-6504	MINOR EQUIPMENT-HM		17,835.43	5,000.00	12,835.43-
004-430-6507	OPERATING SUPPLIES-HM	120.34	2,073.77	4,000.00	1,926.23
004-430-6609	BULB REPLACEMENT-PARKS		2,638.29		2,638.29-
004-430-6645	PARK PROJECTS-HOTEL MOTEL		42,938.00	110,000.00	67,062.00
	PARKS/RECREATION TOTAL	18,119.73	179,614.44	332,182.00	152,567.56
	PARKS HOTEL/MOTEL TOTAL	17,369.62-	49,196.75-	76,182.00-	26,985.25-
112-430-6110	FICA EXPENSE	630.91	4,963.94	11,829.00	6,865.06
112-430-6130	IPERS	779.42	4,515.72	10,006.00	5,490.28
112-430-6150	HEALTH INSURANCE	432.37	4,227.74	15,090.00	10,862.26
112-430-6151	DENTAL INSURANCE	66.71	176.99	516.00	339.01
112-430-6153	LIFE INSURANCE	36.59	252.08	791.00	538.92
112-430-6154	INSURANCE FEES	49.96	65.85		65.85-
112-430-6160	WORKER'S COMPENSATION		4,452.14	4,500.00	47.86
112-430-6170	UNEMPLOYMENT INS EXP		515.26	1,000.00	484.74
	PARKS/RECREATION TOTAL	1,995.96	19,169.72	43,732.00	24,562.28

**REVENUE & EXPENSE REPORT**  
**CALENDAR 3/2025, FISCAL 9/2025**

**PCT OF FISCAL YTD 75.0%**

ACCOUNT NUMBER	ACCOUNT TITLE	MTD BALANCE	YTD BALANCE	BUDGET	DIFFERENCE
	EMPLOYEE BENEFITS TOTAL	1,995.96	19,169.72	43,732.00	24,562.28
		=====	=====	=====	=====
018-441-6507	OPERATING SUPPLIES		3,000.00	2,000.00	1,000.00-
		=====	=====	=====	=====
	LAKE PROJECTS TOTAL	.00	3,000.00	2,000.00	1,000.00-
		=====	=====	=====	=====
	LAKE EXPENSES TOTAL	.00	3,000.00	2,000.00	1,000.00-
		=====	=====	=====	=====
305-441-6662	CITY OF OMAHA/PUMP MAINT			5,000.00	5,000.00
		=====	=====	=====	=====
	LAKE PROJECTS TOTAL	.00	.00	5,000.00	5,000.00
		=====	=====	=====	=====
	LAKE PROJECTS TOTAL	.00	.00	5,000.00-	5,000.00-
		=====	=====	=====	=====
320-442-4465	GRANT FUNDS - TRAIL PROJE		123,724.86	320,000.00	196,275.14
		=====	=====	=====	=====
	TRAIL PROJECT TOTAL	.00	123,724.86	320,000.00	196,275.14
		=====	=====	=====	=====
320-442-6407	ENGINEER FEES - TRAIL PRO	10,674.47	54,028.82	80,000.00	25,971.18
320-442-6658	TRAIL PROJECT	129,266.96	295,117.93	320,000.00	24,882.07
		=====	=====	=====	=====
	TRAIL PROJECT TOTAL	139,941.43	349,146.75	400,000.00	50,853.25
		=====	=====	=====	=====
	TRAIL PROJECT TOTAL	139,941.43-	225,421.89-	80,000.00-	145,421.89
		=====	=====	=====	=====
003-460-4085	HOTEL/MOTEL TAX-COMM.CTR	468.82	81,511.08	160,000.00	78,488.92
003-460-4441	SENIOR GRANT		10,131.93	13,509.00	3,377.07
003-460-4506	MEMBERSHIPS	3,646.87	28,295.60	50,000.00	21,704.40
003-460-4507	DROP IN FEES	196.93	1,265.29	200.00	1,065.29-
003-460-4508	RENTAL FEES	462.50	4,399.63	5,000.00	600.37
003-460-4512	TOURNAMENT/TEAM FEES		1,260.05	200.00	1,060.05-
003-460-4551	REGISTRATION FEES	360.00	2,360.00		2,360.00-
003-460-4554	FIELD RENTALS		45.35		45.35-
003-460-4700	DONATIONS		50.00		50.00-
003-460-4710	REIMBURSEMENTS		153.11		153.11-
003-460-4755	CONCESSIONS - COMMUNITY C		1,189.81		1,189.81-
		=====	=====	=====	=====

**REVENUE & EXPENSE REPORT**  
**CALENDAR 3/2025, FISCAL 9/2025**

**PCT OF FISCAL YTD 75.0%**

ACCOUNT NUMBER	ACCOUNT TITLE	MTD BALANCE	YTD BALANCE	BUDGET	DIFFERENCE
	COMMUNITY CENTER TOTAL	5,135.12	130,661.85	228,909.00	98,247.15
003-460-6010	SALARIES	11,743.90	103,117.21	197,891.00	94,773.79
003-460-6020	PART-TIME WAGES	5,330.42	49,879.61	88,015.00	38,135.39
003-460-6040	OVERTIME	25.31	1,999.47		1,999.47-
003-460-6181	CLOTHING ALLOWANCE			1,000.00	1,000.00
003-460-6230	TRAINING		200.00	1,000.00	800.00
003-460-6331	FUEL	154.28	906.42	3,000.00	2,093.58
003-460-6332	VEHICLE/EQUIP REPAIR		872.66	2,500.00	1,627.34
003-460-6402	MARKETING EXPENSE	236.60	616.16	8,000.00	7,383.84
003-460-6408	ICAP INSURANCE		7,621.00	7,621.00	
003-460-6412	MEDICAL/WELLNESS		105.00	500.00	395.00
003-460-6418	SALES TAX	176.99	2,087.56	6,000.00	3,912.44
003-460-6490	MISC CONTRACTS	562.56	14,059.37	6,000.00	8,059.37-
003-460-6492	SPORTS OFFICIATING FEES		784.24	1,000.00	215.76
003-460-6493	SPORTS PROGRAMS		1,756.32		1,756.32-
003-460-6504	MINOR EQUIPMENT		310.00	7,000.00	6,690.00
003-460-6506	OFFICE SUPPLIES	79.34	970.87	3,000.00	2,029.13
003-460-6507	OPERATING SUPPLIES	274.32	13,935.05	10,000.00	3,935.05-
003-460-6508	POSTAGE	1,040.02	1,040.02	1,000.00	40.02-
003-460-6541	COMMUNITY OUTREACH		2,527.01	5,000.00	2,472.99
003-460-6674	PROGRAMS	2,522.29	7,242.52	20,000.00	12,757.48
003-460-6675	PROGRAM FOOD SUPPLIES	1,022.89	5,172.10	5,000.00	172.10-
003-460-6676	FOOD SERVICE LICENSE			1,000.00	1,000.00
003-460-6725	SOFTWARE-ANNUAL		5,223.45	15,500.00	10,276.55
	COMMUNITY CENTER TOTAL	23,168.92	220,426.04	390,027.00	169,600.96
	COMMUNITY CENTER TOTAL	18,033.80-	89,764.19-	161,118.00-	71,353.81-
112-460-6110	FICA	1,233.77	11,406.97	22,713.00	11,306.03
112-460-6130	IPERS	1,614.21	13,698.23	18,681.00	4,982.77
112-460-6150	HEALTH INSURANCE	2,004.25	10,914.16	23,610.00	12,695.84
112-460-6151	DENTAL INSURANCE	81.50	317.27	1,582.00	1,264.73
112-460-6153	LIFE INSURANCE	44.69	227.96	991.00	763.04
112-460-6154	INSURANCE FEES	177.98	788.97		788.97-
112-460-6160	WORKER'S COMP		317.88	2,500.00	2,182.12
112-460-6170	UNEMPLOYMENT INS EXP		867.62	600.00	267.62-
	COMMUNITY CENTER TOTAL	5,156.40	38,539.06	70,677.00	32,137.94
	EMPLOYEE BENEFITS TOTAL	5,156.40	38,539.06	70,677.00	32,137.94

**REVENUE & EXPENSE REPORT**  
**CALENDAR 3/2025, FISCAL 9/2025**

PCT OF FISCAL YTD 75.0%

ACCOUNT NUMBER	ACCOUNT TITLE	MTD BALANCE	YTD BALANCE	BUDGET	DIFFERENCE
316-460-4452	AMERICA IN BLOOM GRANT			25,000.00	25,000.00
	COMMUNITY CENTER TOTAL	.00	.00	25,000.00	25,000.00
316-460-6507	OPERATING SUPPLIES		737.21		737.21-
316-460-6762	CONSTRUCTION CONTRACT			50,000.00	50,000.00
	COMMUNITY CENTER TOTAL	.00	737.21	50,000.00	49,262.79
	CLCC GREENSPACE PROJECT T	.00	737.21-	25,000.00-	24,262.79-
003-462-6310	BUILDING/GROUNDS-CLCC	347.00	16,433.75	20,000.00	3,566.25
003-462-6371	UTILITIES-COMM CENT/LIBRA	2,438.18	17,895.35	25,000.00	7,104.65
003-462-6373	TELEPHONE/INTERNET	810.69	7,287.93	10,000.00	2,712.07
003-462-6409	JANITORIAL CONTRACTS	1,000.00	11,205.00	12,000.00	795.00
003-462-6504	COPY MACHINE COST	737.71	1,928.42		1,928.42-
003-462-6507	JANITORIAL SUPPLIES		399.04	7,000.00	6,600.96
003-462-6725	NETWORK ADMINISTRATION-CL	1,964.26	24,766.02	20,000.00	4,766.02-
	COMM CENTER/LIBRARY TOTAL	7,297.84	79,915.51	94,000.00	14,084.49
	COMMUNITY CENTER TOTAL	7,297.84	79,915.51	94,000.00	14,084.49
001-499-6371	UTILITIES-SENIOR CENTER	470.82	2,656.68		2,656.68-
001-499-6408	ICAP INSURANCE-SR.CTR		2,975.03	3,000.00	24.97
	SENIOR CENTER TOTAL	470.82	5,631.71	3,000.00	2,631.71-
	GENERAL TOTAL	470.82-	5,631.71-	3,000.00-	2,631.71
129-710-6798	TIF REBATES & PAYMENTS		399,518.85	445,000.00	45,481.15
	URBAN RENEWAL TOTAL	.00	399,518.85	445,000.00	45,481.15
	UR #5 TOTAL	.00	399,518.85	445,000.00	45,481.15

**REVENUE & EXPENSE REPORT**  
**CALENDAR 3/2025, FISCAL 9/2025**

**PCT OF FISCAL YTD 75.0%**

ACCOUNT NUMBER	ACCOUNT TITLE	MTD BALANCE	YTD BALANCE	BUDGET	DIFFERENCE
001-610-6010	SALARIES	2,000.00	18,000.00	24,000.00	6,000.00
001-610-6230	TRAINING			600.00	600.00
001-610-6408	ICAP INSURANCE-COUNCIL		3,360.78	3,400.00	39.22
001-610-6414	PUBLICATIONS	391.12	2,940.09	5,000.00	2,059.91
001-610-6499	MISC CONTRACTS	1,020.00	4,361.41		4,361.41-
001-610-6507	OPERATING SUPPLIES		42.49	200.00	157.51
001-610-6621	VOLUNTEER APPRECIATION	165.00	1,776.42	2,500.00	723.58
	LEGISLATIVE TOTAL	3,576.12	30,481.19	35,700.00	5,218.81
	GENERAL TOTAL	3,576.12	30,481.19	35,700.00	5,218.81
112-610-6110	FICA EXPENSE	103.40	905.80	1,836.00	930.20
112-610-6130	IPERS	75.52	679.68	500.00	179.68-
112-610-6160	WORKER'S COMPENSATION		158.99	37.00	121.99-
	LEGISLATIVE TOTAL	178.92	1,744.47	2,373.00	628.53
	EMPLOYEE BENEFITS TOTAL	178.92	1,744.47	2,373.00	628.53
001-611-6010	SALARIES	1,000.00	9,000.00	12,000.00	3,000.00
001-611-6230	TRAINING			500.00	500.00
001-611-6371	UTILITIES-MAYOR/COUNCIL	67.10	529.63	500.00	29.63-
001-611-6373	TELEPHONE	50.00	450.00	600.00	150.00
001-611-6402	MARKETING			5,000.00	5,000.00
001-611-6408	ICAP INSURANCE-MAYOR		1,518.17	1,500.00	18.17-
001-611-6412	BOARD OF ADJUSTMENTS			100.00	100.00
001-611-6419	PLANNING BOARD			50.00	50.00
001-611-6506	FLOWERS, PLAQUES			500.00	500.00
001-611-6507	OPERATING SUPPLIES		1,563.15	2,000.00	436.85
001-611-6541	GRANTS-COMMUNITY OUTREACH		1,892.77	5,000.00	3,107.23
	EXECUTIVE TOTAL	1,117.10	14,953.72	27,750.00	12,796.28
	GENERAL TOTAL	1,117.10	14,953.72	27,750.00	12,796.28
112-611-6110	FICA EXPENSE	76.50	688.50	918.00	229.50
112-611-6160	WORKER'S COMPENSATION			24.00	24.00

**REVENUE & EXPENSE REPORT**  
**CALENDAR 3/2025, FISCAL 9/2025**

**PCT OF FISCAL YTD 75.0%**

ACCOUNT NUMBER	ACCOUNT TITLE	MTD BALANCE	YTD BALANCE	BUDGET	DIFFERENCE
	EXECUTIVE TOTAL	76.50	688.50	942.00	253.50
	EMPLOYEE BENEFITS TOTAL	76.50	688.50	942.00	253.50
001-620-6010	SALARIES	12,627.83	119,689.70	145,704.00	26,014.30
001-620-6040	OVERTIME	125.14	1,913.29	2,500.00	586.71
001-620-6210	DUES/MEMBERSHIPS	50.00	2,677.00	2,600.00	77.00-
001-620-6230	TRAINING		700.40		700.40-
001-620-6240	EDUCATION/TRAVEL		207.78	500.00	292.22
001-620-6310	BUILDING/GROUNDS	52.93	2,458.94	15,000.00	12,541.06
001-620-6371	UTILITIES-ADMINISTRATIVE	351.58	2,535.75	3,500.00	964.25
001-620-6373	TELEPHONE		221.31		221.31-
001-620-6401	AUDIT EXPENSE	6,000.00	12,000.00	12,500.00	500.00
001-620-6408	ICAP INSURANCE-ADMIN		8,106.00	8,100.00	6.00-
001-620-6491	NEWSLETTER PRINTING	1,379.05	10,804.21	14,000.00	3,195.79
001-620-6499	MISC CONTRACTS	266.90	2,431.68	5,000.00	2,568.32
001-620-6504	EQUIPMENT			3,000.00	3,000.00
001-620-6506	OFFICE SUPPLIES-ADMIN	179.75	1,624.32	3,500.00	1,875.68
001-620-6507	OPERATING SUPPLIES	50.00	2,694.44	3,500.00	805.56
001-620-6508	POSTAGE	165.54	1,806.47	2,800.00	993.53
001-620-6725	COMPUTER-SOFTWARE-ADMIN	16,433.32	16,433.32	5,500.00	10,933.32-
	ADMINISTRATIVE TOTAL	37,682.04	186,304.61	227,704.00	41,399.39
	GENERAL TOTAL	37,682.04	186,304.61	227,704.00	41,399.39
112-620-6110	FICA EXPENSE	964.16	9,168.88	11,338.00	2,169.12
112-620-6130	IPERS	1,203.88	11,479.30	13,990.00	2,510.70
112-620-6150	HEALTH INSURANCE	1,033.86	10,815.09	26,152.00	15,336.91
112-620-6151	DENTAL INSURANCE	78.70	681.62	1,187.00	505.38
112-620-6153	LIFE INSURANCE	44.75	413.71	728.00	314.29
112-620-6154	INSURANCE FEES	119.46	860.39		860.39-
112-620-6160	WORKER'S COMPENSATION		318.05	975.00	656.95
112-620-6170	UNEMPLOYMENT INS EXP		321.94	687.00	365.06
	ADMINISTRATIVE TOTAL	3,444.81	34,058.98	55,057.00	20,998.02
	EMPLOYEE BENEFITS TOTAL	3,444.81	34,058.98	55,057.00	20,998.02

**REVENUE & EXPENSE REPORT**  
**CALENDAR 3/2025, FISCAL 9/2025**

**PCT OF FISCAL YTD 75.0%**

ACCOUNT NUMBER	ACCOUNT TITLE	MTD BALANCE	YTD BALANCE	BUDGET	DIFFERENCE
001-640-6401	LEGAL SERVICES	5,516.46	120,952.06	160,000.00	39,047.94
	LEGAL SERVICES TOTAL	5,516.46	120,952.06	160,000.00	39,047.94
001-650-4700	EAGLE PLAQUES		140.00		140.00-
	CITY HALL TOTAL	.00	140.00	.00	140.00-
001-650-6310	BUILDING/GROUNDS-CITY HAL	2,107.78	33,884.81	125,000.00	91,115.19
001-650-6371	UTILITIES-CITY HALL	1,271.08	9,167.67	12,500.00	3,332.33
001-650-6373	PHONE/INTERNET-CITY HALL	537.96	4,979.21	7,500.00	2,520.79
001-650-6408	ICAP INSURANCE-CITY HALL		9,443.02	9,500.00	56.98
001-650-6409	JANITORIAL CONTRACTS		6,635.60	10,000.00	3,364.40
001-650-6490	GRANT WRITER CONTRACT		10,561.20	12,000.00	1,438.80
001-650-6499	MISC CONTRACTS	240.00	6,580.50	10,000.00	3,419.50
001-650-6504	MINOR EQUIPMENT			1,000.00	1,000.00
001-650-6507	JANITORIAL SUPPLIES	1,286.63	1,510.54	1,500.00	10.54-
001-650-6672	EAGLE PLAQUES		140.00		140.00-
001-650-6725	COMPUTER NETWORK-ADMIN	3,993.99	69,925.85	50,000.00	19,925.85-
	CITY HALL TOTAL	9,437.44	152,828.40	239,000.00	86,171.60
	GENERAL TOTAL	14,953.90-	273,640.46-	399,000.00-	125,359.54-
001-699-6210	SWIPCO DUES		2,464.00	2,460.00	4.00-
001-699-6397	INSURANCE CLAIMS EXPENSES	588.50	2,769.67		2,769.67-
001-699-6412	RANDOM DRUG SCREENS	130.00	170.00	720.00	550.00
001-699-6507	OPERATING SUPPLIES		11,846.27	2,000.00	9,846.27-
001-699-6510	SAFETY TRAINING/SUPPLIES		289.50	2,000.00	1,710.50
001-699-6541	COMMUNITY OUTREACH		30,688.29	30,000.00	688.29-
	MISC TOTAL	718.50	48,227.73	37,180.00	11,047.73-
	GENERAL TOTAL	718.50	48,227.73	37,180.00	11,047.73-
121-710-4090	LOST\$ FOR CITY HALL DEBT	39,372.00	354,348.00	432,468.00	78,120.00
	DEBT SERVICE TOTAL	39,372.00	354,348.00	432,468.00	78,120.00

**REVENUE & EXPENSE REPORT**  
**CALENDAR 3/2025, FISCAL 9/2025**

**PCT OF FISCAL YTD 75.0%**

ACCOUNT NUMBER	ACCOUNT TITLE	MTD BALANCE	YTD BALANCE	BUDGET	DIFFERENCE
	LOCAL OPTION TAX TOTAL	39,372.00	354,348.00	432,468.00	78,120.00
125-710-4051	URBAN RENEW TIF #1 44%			5,000.00	5,000.00
	DEBT SERVICE TOTAL	.00	.00	5,000.00	5,000.00
	UR #1T TOTAL	.00	.00	5,000.00	5,000.00
126-710-4052	URBAN RENEW #1NT 56%			5,000.00	5,000.00
	DEBT SERVICE TOTAL	.00	.00	5,000.00	5,000.00
	UR #1NT TOTAL	.00	.00	5,000.00	5,000.00
127-710-4053	URBAN RENEW #3			10,000.00	10,000.00
	DEBT SERVICE TOTAL	.00	.00	10,000.00	10,000.00
	UR #3 TOTAL	.00	.00	10,000.00	10,000.00
128-710-4054	URBAN RENEWAL #4			10,000.00	10,000.00
	DEBT SERVICE TOTAL	.00	.00	10,000.00	10,000.00
	UR #4 TOTAL	.00	.00	10,000.00	10,000.00
129-710-4055	URBAN RENEWAL #5	9,502.06	120,172.56	120,000.00	172.56-
	DEBT SERVICE TOTAL	9,502.06	120,172.56	120,000.00	172.56-
	UR #5 TOTAL	9,502.06	120,172.56	120,000.00	172.56-

**REVENUE & EXPENSE REPORT**  
**CALENDAR 3/2025, FISCAL 9/2025**

**PCT OF FISCAL YTD 75.0%**

ACCOUNT NUMBER	ACCOUNT TITLE	MTD BALANCE	YTD BALANCE	BUDGET	DIFFERENCE
200-710-6817	2015B-REFI CITY HALL PRIN		160,000.00		160,000.00-
200-710-6821	USDA SEWER PRINCIPAL		61,111.00	38,570.00	22,541.00-
200-710-6822	2021A CITY HALL REFI PRIN			415,000.00	415,000.00
200-710-6867	2015B-REFI CITY HALL INT		2,400.00		2,400.00-
200-710-6871	USDA SEWER INTEREST		17,805.00	29,430.00	11,625.00
200-710-6872	2021A CITY HALL REFI INTE		8,734.25	17,468.00	8,733.75
200-710-6873	2021B COMM CENTER INTERES		20,000.00	40,000.00	20,000.00
200-710-6899	DEBT SERVICE FEES			800.00	800.00
	DEBT SERVICE TOTAL	=====	=====	=====	=====
		.00	270,050.25	541,268.00	271,217.75
	DEBT SERVICE TOTAL	=====	=====	=====	=====
		.00	270,050.25-	541,268.00-	271,217.75-
		=====	=====	=====	=====
309-750-6407	ENGINEER FEES			50,000.00	50,000.00
309-750-6770	WATER VALVE PROJECT		291,265.25	500,000.00	208,734.75
	CAPITAL PROJECT TOTAL	=====	=====	=====	=====
		.00	291,265.25	550,000.00	258,734.75
	WATER VALVE PROJECT TOTAL	=====	=====	=====	=====
		.00	291,265.25	550,000.00	258,734.75
		=====	=====	=====	=====
315-750-6762	CONSTRUCTION CONTRACT		800.00		800.00-
	CAPITAL PROJECT TOTAL	=====	=====	=====	=====
		.00	800.00	.00	800.00-
	COMMUNITY CENTER PROJECT	=====	=====	=====	=====
		.00	800.00	.00	800.00-
		=====	=====	=====	=====
600-810-4500	METERED SALES	45,803.19	473,129.49	650,000.00	176,870.51
600-810-4530	PENALTIES	814.59	7,525.13	9,000.00	1,474.87
600-810-4550	ADMIN FEE	5,365.18	47,742.40	58,000.00	10,257.60
600-810-4752	WATER METERS		275.00	3,600.00	3,325.00
	WATER TOTAL	=====	=====	=====	=====
		51,982.96	528,672.02	720,600.00	191,927.98
600-810-6010	SALARIES	6,556.80	84,922.20	138,278.00	53,355.80
600-810-6040	OVERTIME	960.35	4,334.58	4,000.00	334.58-
600-810-6110	FICA EXPENSE	571.19	6,819.40	10,884.00	4,064.60
600-810-6130	IPERS	709.61	8,425.08	13,431.00	5,005.92
600-810-6150	HEALTH INSURANCE	737.70	12,870.25	14,146.00	1,275.75

**REVENUE & EXPENSE REPORT**  
**CALENDAR 3/2025, FISCAL 9/2025**

**PCT OF FISCAL YTD 75.0%**

ACCOUNT NUMBER	ACCOUNT TITLE	MTD BALANCE	YTD BALANCE	BUDGET	DIFFERENCE
600-810-6151	DENTAL INSURANCE	55.91	670.56	1,187.00	516.44
600-810-6153	LIFE INSURANCE	30.92	376.90	743.00	366.10
600-810-6154	INSURANCE FEES	85.24	664.31		664.31-
600-810-6160	WORKER'S COMPENSATION		477.04	800.00	322.96
600-810-6170	UNEMPLOYMENT INS EXP		433.72	710.00	276.28
600-810-6181	CLOTHING ALLOWANCE		378.86	500.00	121.14
600-810-6332	VEHICLE/EQUIP REPAIR	45,649.80	45,649.80	700.00	44,949.80-
600-810-6352	INFRASTRUCTURE REPAIR		5,269.29	100,000.00	94,730.71
600-810-6407	ENGINEER FEES-WATER			25,000.00	25,000.00
600-810-6408	ICAP INSURANCE-WATER		10,274.60	10,275.00	.40
600-810-6413	PAYMENTS TO MUD	27,639.90	239,623.27	300,000.00	60,376.73
600-810-6418	SALES TAX	2,486.37	32,146.52	45,000.00	12,853.48
600-810-6490	MISC CONTRACTS	811.80	7,598.60		7,598.60-
600-810-6499	PEOPLESERVICE CONTRACT	6,736.00	55,194.00	75,000.00	19,806.00
600-810-6504	MINOR EQUIPMENT			2,800.00	2,800.00
600-810-6507	OPERATING SUPPLIES	2,267.25	16,083.61	23,000.00	6,916.39
600-810-6508	POSTAGE	109.96	551.27	500.00	51.27-
600-810-6612	HYDRANTS			10,000.00	10,000.00
600-810-6630	REFUNDS - WATER		3,508.19	6,000.00	2,491.81
600-810-6653	WATER METERS		6,338.85	28,000.00	21,661.15
600-810-6655	EQUIPMENT/EXCAVATOR			45,000.00	45,000.00
600-810-6725	COMPUTER-SOFTWARE-WATER			5,144.00	5,144.00
		=====	=====	=====	=====
	WATER TOTAL	95,408.80	542,610.90	861,098.00	318,487.10
		=====	=====	=====	=====
	WATER REVENUE TOTAL	43,425.84-	13,938.88-	140,498.00-	126,559.12-
		=====	=====	=====	=====
601-810-4540	HOOK-UP FEES		250.00	750.00	500.00
		=====	=====	=====	=====
	WATER TOTAL	.00	250.00	750.00	500.00
		=====	=====	=====	=====
	WATER RESERVE TOTAL	.00	250.00	750.00	500.00
		=====	=====	=====	=====
602-810-4730	WATER DEPOSITS	1,350.00	10,615.65	15,000.00	4,384.35
		=====	=====	=====	=====
	WATER TOTAL	1,350.00	10,615.65	15,000.00	4,384.35
602-810-6630	REFUNDS	1,100.00	3,650.00	13,000.00	9,350.00
		=====	=====	=====	=====
	WATER TOTAL	1,100.00	3,650.00	13,000.00	9,350.00
		=====	=====	=====	=====

**REVENUE & EXPENSE REPORT**  
**CALENDAR 3/2025, FISCAL 9/2025**

**PCT OF FISCAL YTD 75.0%**

ACCOUNT NUMBER	ACCOUNT TITLE	MTD BALANCE	YTD BALANCE	BUDGET	DIFFERENCE
	WATER DEPOSITS TOTAL	250.00	6,965.65	2,000.00	4,965.65-
		=====	=====	=====	=====
009-815-4300	E OMAHA INTEREST	.77	7.30		7.30-
		=====	=====		=====
	SEWER TOTAL	.77	7.30	.00	7.30-
		=====	=====		=====
	E OMAHA DD #21 TOTAL	.77	7.30	.00	7.30-
		=====	=====		=====
610-815-4500	RENTAL INCOME	58,148.27	534,126.59	700,000.00	165,873.41
610-815-4530	PENALTIES	659.68	5,923.85	7,000.00	1,076.15
610-815-4710	SEWER REPAIR REIMBURSEMEN		300.00		300.00-
		=====	=====		=====
	SEWER TOTAL	58,807.95	540,350.44	707,000.00	166,649.56
610-815-6150	HEALTH INSURANCE		26.28		26.28-
610-815-6160	WORKER'S COMPENSATION		636.02	700.00	63.98
610-815-6170	UNEMPLOYMENT INS EXP			100.00	100.00
610-815-6331	FUEL-SEWER	422.04	5,212.89	7,000.00	1,787.11
610-815-6332	VEHICLE/EQUIP REPAIR			500.00	500.00
610-815-6350	REPAIRS & EQUIPMENT	367.57	367.57	5,000.00	4,632.43
610-815-6352	INFRASTRUCTURE REPAIR		39,412.49	50,000.00	10,587.51
610-815-6371	UTILITIES-WASTEWATER	2,670.41	23,195.57	30,000.00	6,804.43
610-815-6373	TELEPHONE-SEWER	170.28	2,103.95	3,000.00	896.05
610-815-6407	ENGINEER FEES-SEWER			10,000.00	10,000.00
610-815-6408	ICAP INSURANCE-SEWER		9,939.89	9,940.00	.11
610-815-6413	PAYMENTS TO OMAHA		292,420.33	500,000.00	207,579.67
610-815-6418	SALES TAX	450.94	6,486.25	7,500.00	1,013.75
610-815-6493	CITY OF OMAHA/PUMP MAINT	257.01	2,001.51	15,000.00	12,998.49
610-815-6499	MISC CONTRACTS		76,843.52	50,000.00	26,843.52-
610-815-6504	MINOR EQUIPMENT			2,000.00	2,000.00
610-815-6507	OPERATING SUPPLIES	23.85	247.77	2,000.00	1,752.23
610-815-6508	POSTAGE			100.00	100.00
610-815-6723	GENERATORS			10,000.00	10,000.00
610-815-6725	COMPUTER-SOFTWARE-SEWER			5,144.00	5,144.00
		=====	=====		=====
	SEWER TOTAL	4,362.10	458,894.04	707,984.00	249,089.96
		=====	=====		=====
	SEWER REVENUE TOTAL	54,445.85	81,456.40	984.00-	82,440.40-
		=====	=====		=====
670-840-4500	GARBAGE FEES	22,863.27	204,224.11	268,000.00	63,775.89

**REVENUE & EXPENSE REPORT**  
**CALENDAR 3/2025, FISCAL 9/2025**

**PCT OF FISCAL YTD 75.0%**

ACCOUNT NUMBER	ACCOUNT TITLE	MTD BALANCE	YTD BALANCE	BUDGET	DIFFERENCE
670-840-4530	GARBAGE PENALTIES	257.12	2,117.59	2,000.00	117.59-
	GARBAGE TOTAL	23,120.39	206,341.70	270,000.00	63,658.30
670-840-6413	GARBAGE COLLECTION	19,309.92	194,588.47	284,000.00	89,411.53
670-840-6418	SALES TAX	2.80	28.00		28.00-
670-840-6620	RECYCLING - GARBAGE	4,623.08	39,987.28	15,000.00	24,987.28-
	GARBAGE TOTAL	23,935.80	234,603.75	299,000.00	64,396.25
	GARBAGE FEES TOTAL	815.41-	28,262.05-	29,000.00-	737.95-
740-865-6210	DUES/MEMBERSHIPS			1,850.00	1,850.00
740-865-6230	TRAINING		571.34		571.34-
740-865-6371	UTILITIES-STORM WATER		2,574.12	25,000.00	22,425.88
	STORM WATER TOTAL	.00	3,145.46	26,850.00	23,704.54
	STORM WATER FEES TOTAL	.00	3,145.46-	26,850.00-	23,704.54-
760-890-4341	POST OFFICE FEE	166.67	1,500.03	2,000.00	499.97
760-890-4754	POSTAGE SALES	1,443.36	12,964.51	16,000.00	3,035.49
	VILLAGE POST OFFICE TOTAL	1,610.03	14,464.54	18,000.00	3,535.46
760-890-6507	OPERATING SUPPLIES	2.55	142.00		142.00-
760-890-6508	POSTAGE	2,010.00	14,943.00	16,000.00	1,057.00
	VILLAGE POST OFFICE TOTAL	2,012.55	15,085.00	16,000.00	915.00
	VILLAGE POST OFFICE TOTAL	402.52-	620.46-	2,000.00	2,620.46
001-910-4830	TRANSFERS IN-GENERAL			575,000.00	575,000.00
	TRANSFERS TOTAL	.00	.00	575,000.00	575,000.00

**REVENUE & EXPENSE REPORT**  
**CALENDAR 3/2025, FISCAL 9/2025**

**PCT OF FISCAL YTD 75.0%**

ACCOUNT NUMBER	ACCOUNT TITLE	MTD BALANCE	YTD BALANCE	BUDGET	DIFFERENCE
001-910-6910	TRANSFER OUT-GENERAL			205,000.00	205,000.00
	TRANSFERS TOTAL	=====	=====	=====	=====
		.00	.00	205,000.00	205,000.00
	GENERAL TOTAL	=====	=====	=====	=====
		.00	.00	370,000.00	370,000.00
		=====	=====	=====	=====
003-910-4830	TRANSFER IN-COMM CTR			200,000.00	200,000.00
	TRANSFERS TOTAL	=====	=====	=====	=====
		.00	.00	200,000.00	200,000.00
	COMMUNITY CENTER TOTAL	=====	=====	=====	=====
		.00	.00	200,000.00	200,000.00
		=====	=====	=====	=====
005-910-4830	TRANSFERS IN-LIBRARY			25,000.00	25,000.00
	TRANSFERS TOTAL	=====	=====	=====	=====
		.00	.00	25,000.00	25,000.00
	LIBRARY RESERVE TOTAL	=====	=====	=====	=====
		.00	.00	25,000.00	25,000.00
		=====	=====	=====	=====
012-910-6910	TRANSFER OUT-CASINO FUNDS			775,000.00	775,000.00
	TRANSFERS TOTAL	=====	=====	=====	=====
		.00	.00	775,000.00	775,000.00
	CASINO - PONCA TRIBE TOTA	=====	=====	=====	=====
		.00	.00	775,000.00-	775,000.00-
		=====	=====	=====	=====
013-910-6910	TRANSFER OUT-ARPA			550,000.00	550,000.00
	TRANSFERS TOTAL	=====	=====	=====	=====
		.00	.00	550,000.00	550,000.00
	AMERICAN RESCUE PLAN TOTA	=====	=====	=====	=====
		.00	.00	550,000.00-	550,000.00-
		=====	=====	=====	=====
014-910-4830	TRANSFER IN			25,000.00	25,000.00
		=====	=====	=====	=====

**REVENUE & EXPENSE REPORT**  
**CALENDAR 3/2025, FISCAL 9/2025**

PCT OF FISCAL YTD 75.0%

ACCOUNT NUMBER	ACCOUNT TITLE	MTD BALANCE	YTD BALANCE	BUDGET	DIFFERENCE
	TRANSFERS TOTAL	.00	.00	25,000.00	25,000.00
		=====	=====	=====	=====
	COMMUNITY CENTER RESERVE	.00	.00	25,000.00	25,000.00
		=====	=====	=====	=====
110-910-6910	TRANSFER OUT-RUT FOR TRAI			90,000.00	90,000.00
		=====	=====	=====	=====
	TRANSFERS TOTAL	.00	.00	90,000.00	90,000.00
		=====	=====	=====	=====
	ROAD USE TAX TOTAL	.00	.00	90,000.00-	90,000.00-
		=====	=====	=====	=====
112-910-4830	TRANSFERS IN			140,000.00	140,000.00
		=====	=====	=====	=====
	TRANSFERS TOTAL	.00	.00	140,000.00	140,000.00
		=====	=====	=====	=====
	EMPLOYEE BENEFITS TOTAL	.00	.00	140,000.00	140,000.00
		=====	=====	=====	=====
121-910-6910	TRANSFER OUT-LOST\$ CH BON			472,468.00	472,468.00
		=====	=====	=====	=====
	TRANSFERS TOTAL	.00	.00	472,468.00	472,468.00
		=====	=====	=====	=====
	LOCAL OPTION TAX TOTAL	.00	.00	472,468.00-	472,468.00-
		=====	=====	=====	=====
125-910-6911	TRANSFER OUT-UR#1T TO #5			5,000.00	5,000.00
		=====	=====	=====	=====
	TRANSFERS TOTAL	.00	.00	5,000.00	5,000.00
		=====	=====	=====	=====
	UR #1T TOTAL	.00	.00	5,000.00	5,000.00
		=====	=====	=====	=====
126-910-6911	TRANSFER OUT-UR#1NT TO #5			5,000.00	5,000.00
		=====	=====	=====	=====
	TRANSFERS TOTAL	.00	.00	5,000.00	5,000.00

**REVENUE & EXPENSE REPORT**  
**CALENDAR 3/2025, FISCAL 9/2025**

PCT OF FISCAL YTD 75.0%

ACCOUNT NUMBER	ACCOUNT TITLE	MTD BALANCE	YTD BALANCE	BUDGET	DIFFERENCE
	UR #1NT TOTAL	.00	.00	5,000.00	5,000.00
127-910-6911	TRANSFER OUT UR#3 TO #5			10,000.00	10,000.00
	TRANSFERS TOTAL	.00	.00	10,000.00	10,000.00
	UR #3 TOTAL	.00	.00	10,000.00-	10,000.00-
128-910-6911	TRANSFER OUT UR#4 TO #5			10,000.00	10,000.00
	TRANSFERS TOTAL	.00	.00	10,000.00	10,000.00
	UR #4 TOTAL	.00	.00	10,000.00-	10,000.00-
129-910-4831	TRANSFER IN TO UR #5			30,000.00	30,000.00
	TRANSFERS TOTAL	.00	.00	30,000.00	30,000.00
	UR #5 TOTAL	.00	.00	30,000.00	30,000.00
200-910-4830	TRANSFER IN TIF+LOST FOR			540,468.00	540,468.00
	TRANSFERS TOTAL	.00	.00	540,468.00	540,468.00
	DEBT SERVICE TOTAL	.00	.00	540,468.00	540,468.00
309-910-4830	TRANSFER IO-ARPA WATER PR			550,000.00	550,000.00
	TRANSFERS TOTAL	.00	.00	550,000.00	550,000.00

**REVENUE & EXPENSE REPORT**  
**CALENDAR 3/2025, FISCAL 9/2025**

PCT OF FISCAL YTD 75.0%

ACCOUNT NUMBER	ACCOUNT TITLE	MTD BALANCE	YTD BALANCE	BUDGET	DIFFERENCE
	WATER VALVE PROJECT TOTAL	.00	.00	550,000.00	550,000.00
		=====	=====	=====	=====
320-910-4830	TRANSFER IN - TRAIL PROJE			90,000.00	90,000.00
		=====	=====	=====	=====
	TRANSFERS TOTAL	.00	.00	90,000.00	90,000.00
		=====	=====	=====	=====
	TRAIL PROJECT TOTAL	.00	.00	90,000.00	90,000.00
		=====	=====	=====	=====
610-910-6910	TRANSFER OUT			68,000.00	68,000.00
		=====	=====	=====	=====
	TRANSFERS TOTAL	.00	.00	68,000.00	68,000.00
		=====	=====	=====	=====
	SEWER REVENUE TOTAL	.00	.00	68,000.00-	68,000.00-
		=====	=====	=====	=====
670-910-4830	TRANSFERS IN			15,000.00	15,000.00
		=====	=====	=====	=====
	TRANSFERS TOTAL	.00	.00	15,000.00	15,000.00
		=====	=====	=====	=====
	GARBAGE FEES TOTAL	.00	.00	15,000.00	15,000.00
		=====	=====	=====	=====
001-950-4000	PROPERTY TAXES	37,477.67	959,111.50	1,578,708.00	619,596.50
001-950-4013	TORT LIABILITY		309.58		309.58-
001-950-4060	UTILITY EXCISE TAX			11,828.00	11,828.00
001-950-4085	HOTEL/MOTEL TAX	468.82	81,511.09	160,000.00	78,488.91
001-950-4090	LOST\$ FOR GENERAL FUND	18,977.45	216,968.42	227,532.00	10,563.58
001-950-4100	LIQUOR LICENSE		2,396.26	4,000.00	1,603.74
001-950-4101	BEER PERMITS		50.00	350.00	300.00
001-950-4105	CIGARETTE PERMITS		525.00	450.00	75.00-
001-950-4160	CABLE TV FEES		18,988.28	21,000.00	2,011.72
001-950-4190	MISC PERMITS		200.00	1,000.00	800.00
001-950-4303	IPAIT INTEREST	28,137.94	271,419.41	300,000.00	28,580.59
001-950-4320	CELLTOWER LEASE	972.61	8,753.49	11,500.00	2,746.51
001-950-4464	PROPERTY TAX REPLACEMENT		14,439.98	22,783.00	8,343.02
001-950-4550	MISC GEN CHARGES	75.54	745.89	500.00	245.89-
001-950-4700	DONATIONS		215.00		215.00-
001-950-4710	REIMBURSEMENTS		5,290.05	1,000.00	4,290.05-
001-950-4715	REFUNDS		22,366.99	2,500.00	19,866.99-

**REVENUE & EXPENSE REPORT**  
**CALENDAR 3/2025, FISCAL 9/2025**

PCT OF FISCAL YTD 75.0%

ACCOUNT NUMBER	ACCOUNT TITLE	MTD BALANCE	YTD BALANCE	BUDGET	DIFFERENCE
001-950-4720	INSURANCE SETTLEMENT		1,261.92		1,261.92-
001-950-4745	SALE/LAND/EQUIP		28,423.60		28,423.60-
	GENERAL TOTAL	86,110.03	1,632,976.46	2,343,151.00	710,174.54
	GENERAL TOTAL	86,110.03	1,632,976.46	2,343,151.00	710,174.54
012-950-4420	PAYMENT IN LIEU OF TAXES		775,000.00	775,000.00	
	GENERAL TOTAL	.00	775,000.00	775,000.00	.00
	CASINO - PONCA TRIBE TOTA	.00	775,000.00	775,000.00	.00
112-950-4000	PROPERTY TAXES	7,386.14	188,918.72	423,516.00	234,597.28
112-950-4060	UTILITY EXCISE TAX			3,174.00	3,174.00
112-950-4464	PROPERTY TAX REPLACEMENT			6,114.00	6,114.00
	GENERAL TOTAL	7,386.14	188,918.72	432,804.00	243,885.28
	EMPLOYEE BENEFITS TOTAL	7,386.14	188,918.72	432,804.00	243,885.28